


THE MATTER OF COUNTY FINANCES  
 IN THE HANDS OF KAREN BLUDAU  
 TREASURER OF LAVACA COUNTY


IN ACCORDANCE with Section 114.026 Local Government Code, we, the undersigned, constituting, the entire Commissioners' Court of said County, certify that on the 16<sup>th</sup> day of October, 2018, at the regular term of court, we compared and examined the monthly report of Karen Bludau, Treasurer of Lavaca County, Texas, for September 30, 2018, and finding the same correct, entered an order in the minutes approving said report stating total cash and other assets on hand as \$11,898,632.36.

Said report filed for record this 16<sup>th</sup> day of October, 2018.

  
 Tramer J. Woytek, County Judge

  
 Edward Pustka, Commissioner, Pct#1


  
 Ronald Berckenhoff, Commissioner, Pct#2

  
 Richard W. Brown, Commissioner, Pct#3


Absent  
 Dennis W. Kocian, Commissioner, Pct#4

SWORN TO AND SUBSCRIBED BEFORE ME, by Tramer J. Woytek, County Judge, and County Commissioners of said Lavaca County, each respectively, on this the 16<sup>th</sup> day of October, 2018.

  
 Attested: Elizabeth A. Kouba, County Clerk



12594



# LAVACA COUNTY

## REPORT OF THE COUNTY TREASURER FOR THE MONTH ENDING SEPTEMBER 30, 2018

FILED FOR RECORD  
At 11:00 O'Clock aM

OCT 03 2018

ELIZABETH A. KOUBA, CLERK  
COUNTY COURT LAVACA CO., TEXAS  
By Audrey Jones Deputy

PROSPERITY BANK  
LAVACA COUNTY

LAVACA COUNTY CLEARING ACCOUNTS

LAVACA COUNTY PAYROLL -----	\$	232,134.89
LAVACA COUNTY ACCOUNTS PAYABLE -----	\$	135,471.84
LAVACA COUNTY TEX NET ----- (STATE COMPTROLLER OF PUBLIC ACCOUNTS)	\$	-0-

LAVACA COUNTY OPERATING ACCOUNTS

LAVACA COUNTY ROAD & BRIDGE -----	\$	86,711.21
LAVACA COUNTY GENERAL -----	\$	135,705.29

LAVACA COUNTY SPECIAL FUNDS ACCOUNTS

LAVACA COUNTY LAW LIBRARY -----	\$	10,783.36
LAVACA COUNTY ATTY CHECK COLLECTION -----	\$	4,974.68
LAVACA COUNTY HISTORICAL COMMISSION -----	\$	9,169.87
LAVACA COUNTY INTEREST & SINKING -----	\$	3,472.85
LAVACA COUNTY BORDER SECURITY -----	\$	-0-

LAVACA COUNTY EFT ACCOUNTS

AMBULANCE RESCUE SERVICE, EFT ACCT -----	\$	-0-
DISTRICT CLERK E-FILE ACCT -----	\$	-0-
DISTRICT CLERK EFT ACCT -----	\$	-0-
COUNTY CLERK E-FILE ACCT -----	\$	-0-
COUNTY CLERK EFT ACCT -----	\$	-0-
JUSTICE OF THE PEACE PCT #2 EFT ACCT -----	\$	-0-
JUSTICE OF THE PEACE PCT #3 EFT ACCT -----	\$	-0-
JUSTICE OF THE PEACE PCT #4 EFT ACCT -----	\$	594.00

LAVACA COUNTY CLERK DRAW DOWN ACCOUNT

LAVACA COUNTY CLERK DRAW DOWN ACCOUNT -----	\$	9,815.10
---	----	----------

The above amounts were on deposit in Prosperity Bank on September 30, 2018. These amounts are true and correct to the best of my knowledge.

  
Karen Bludau, Lavaca County Treasurer

		BEGINNING BALANCE	TOTAL DEBITS	TOTAL CREDITS	ENDING BALANCE	AVERAGE DAILY BALANCE
<b>GENERAL FUND</b>						
100-10000	GENERAL FUND	294,771.06	468,505.63	738,150.25CR	25,126.44	147,848.74
100-11500	MM INVESTMENT	3,400,000.00	0.00	300,000.00CR	3,100,000.00	3,260,000.00
<b>FUND 100 TOTAL</b>		<b>3,694,771.06</b>	<b>468,505.63</b>	<b>1,038,150.25CR</b>	<b>3,125,126.44</b>	<b>3,407,848.74</b>
<b>SHERIFF SEIZURE FUND</b>						
116-10000	SHERIFF SEIZURE	919.82	1.67	0.00	921.49	920.59
116-11500	MM INVESTMENT	1,000.00	0.00	0.00	1,000.00	1,000.00
<b>FUND 116 TOTAL</b>		<b>1,919.82</b>	<b>1.67</b>	<b>0.00</b>	<b>1,921.49</b>	<b>1,920.59</b>
<b>ABANDONED MOTOR VEHICLE</b>						
117-10000	ABANDONED MOTOR	589.50	29.79	600.00CR	19.29	196.29
117-11500	MM INVESTMENT	41,000.00	0.00	0.00	41,000.00	41,000.00
<b>FUND 117 TOTAL</b>		<b>41,589.50</b>	<b>29.79</b>	<b>600.00CR</b>	<b>41,019.29</b>	<b>41,196.29</b>
<b>APPELLATE JUDICIAL SYSTEM</b>						
118-10000	APPELLATE JUDICI	1,435.00	125.00	0.00	1,560.00	1,499.33
118-11500	MM INVESTMENT	0.00	0.00	0.00	0.00	0.00
<b>FUND 118 TOTAL</b>		<b>1,435.00</b>	<b>125.00</b>	<b>0.00</b>	<b>1,560.00</b>	<b>1,499.33</b>
<b>UNCLAIMED FUNDS</b>						
119-10000	UNCLAIMED FUNDS	1,497.67	3.04	0.00	1,500.71	1,499.20
119-11500	MM INVESTMENT	2,000.00	0.00	0.00	2,000.00	2,000.00
<b>FUND 119 TOTAL</b>		<b>3,497.67</b>	<b>3.04</b>	<b>0.00</b>	<b>3,500.71</b>	<b>3,499.20</b>
<b>CA PRETRIAL INT 102.0121</b>						
120-10000	CA PRETRIAL INT	4,033.53	842.48	2,000.00CR	2,876.01	4,046.11
120-11500	MM INVESTMENT	52,000.00	2,000.00	0.00	54,000.00	52,400.00
<b>FUND 120 TOTAL</b>		<b>56,033.53</b>	<b>2,842.48</b>	<b>2,000.00CR</b>	<b>56,876.01</b>	<b>56,446.11</b>
<b>AMBULANCE RESCUE SERVICE</b>						
121-10000	AMBULANCE RESCUE	161,045.53	94,744.04	208,925.72CR	46,863.85	142,398.29
121-11500	MM INVESTMENT	910,000.00	100,000.00	0.00	1,010,000.00	930,000.00
121-11600	INTEREST RECEIVA	0.00	0.00	0.00	0.00	0.00

		BEGINNING BALANCE	TOTAL DEBITS	TOTAL CREDITS	ENDING BALANCE	AVERAGE DAILY BALANCE
121-12161	LAND	22,609.00	0.00	0.00	22,609.00	22,609.00
	FUND 121 TOTAL	1,093,654.53	194,744.04	208,925.72CR	1,079,472.85	1,095,007.29
TASK FORCE INDIGENT DEFEN						
122-10000	TASK FORCE INDIG	4,777.65	27.75	4,084.25CR	721.15	2,726.22
122-11500	MM INVESTMENT	37,000.00	0.00	0.00	37,000.00	37,000.00
	FUND 122 TOTAL	41,777.65	27.75	4,084.25CR	37,721.15	39,726.22
JUSTICE COURT BUILDING SE						
131-10000	JUSTICE COURT BU	494.97	40.22	0.00	535.19	511.36
131-11500	MM INVESTMENT	4,000.00	0.00	0.00	4,000.00	4,000.00
	FUND 131 TOTAL	4,494.97	40.22	0.00	4,535.19	4,511.36
JUSTICE COURT BUILDING SE						
132-10000	JUSTICE COURT BU	99.75	5.56	0.00	105.31	101.85
132-11500	MM INVESTMENT	1,000.00	0.00	0.00	1,000.00	1,000.00
	FUND 132 TOTAL	1,099.75	5.56	0.00	1,105.31	1,101.85
JUSTICE COURT BUILDING SE						
133-10000	JUSTICE COURT BU	76.75	11.99	0.00	88.74	85.03
133-11500	MM INVESTMENT	1,000.00	0.00	0.00	1,000.00	1,000.00
	FUND 133 TOTAL	1,076.75	11.99	0.00	1,088.74	1,085.03
JUSTICE COURT BUILDING SE						
134-10000	JUSTICE COURT BU	174.26	39.97	0.00	214.23	194.18
134-11500	MM INVESTMENT	9,000.00	0.00	0.00	9,000.00	9,000.00
	FUND 134 TOTAL	9,174.26	39.97	0.00	9,214.23	9,194.18
CC DIGITIZE/PRESERVE \$10						
136-10000	CC DIGITIZE/PRES	1,150.15	108.12	0.00	1,258.27	1,216.11
136-11500	MM INVESTMENT	9,000.00	0.00	0.00	9,000.00	9,000.00
	FUND 136 TOTAL	10,150.15	108.12	0.00	10,258.27	10,216.11

		BEGINNING BALANCE	TOTAL DEBITS	TOTAL CREDITS	ENDING BALANCE	AVERAGE DAILY BALANCE
<b>DC DIGITIZE/PRESERVE \$10</b>						
137 10000	DC DIGITIZE/PRES	1,411.54	164.64	0.00	1,576.18	1,492.45
137 11500	MM INVESTMENT	17,000.00	0.00	0.00	17,000.00	17,000.00
FUND 137 TOTAL		18,411.54	164.64	0.00	18,576.18	18,492.45
<b>DC TECHNOLOGY FUND</b>						
138 10000	CC TECHNOLOGY FU	468.09	18.88	0.00	486.97	479.70
138 11500	MM INVESTMENT	0.00	0.00	0.00	0.00	0.00
FUND 138 TOTAL		468.09	18.88	0.00	486.97	479.70
<b>DC TECHNOLOGY FUND</b>						
139 10000	DC TECHNOLOGY FU	786.48	13.45	0.00	799.93	794.74
139 11500	MM INVESTMENT	1,000.00	0.00	0.00	1,000.00	1,000.00
FUND 139 TOTAL		1,786.48	13.45	0.00	1,799.93	1,794.74
<b>DC ARCHIVE FUND</b>						
140 10000	DC ARCHIVE FUND	1,660.08	140.33	0.00	1,800.41	1,725.76
140 11500	MM INVESTMENT	12,000.00	0.00	0.00	12,000.00	12,000.00
FUND 140 TOTAL		13,660.08	140.33	0.00	13,800.41	13,725.76
<b>JP1 TECHNOLOGY</b>						
141 10000	JP 1 TECHNOLOGY	1,758.99	151.02	0.00	1,910.01	1,815.58
141 11500	MM INVESTMENT	1,000.00	0.00	0.00	1,000.00	1,000.00
FUND 141 TOTAL		2,758.99	151.02	0.00	2,910.01	2,815.58
<b>JP2 TECHNOLOGY</b>						
142 10000	JP 2 TECHNOLOGY	750.29	20.42	0.00	770.71	756.79
142 11500	MM INVESTMENT	1,000.00	0.00	0.00	1,000.00	1,000.00
FUND 142 TOTAL		1,750.29	20.42	0.00	1,770.71	1,756.79
<b>JP3 TECHNOLOGY</b>						
143 10000	JP 3 TECHNOLOGY	650.27	46.19	0.00	696.46	681.50
143 11500	MM INVESTMENT	1,000.00	0.00	0.00	1,000.00	1,000.00
FUND 143 TOTAL		1,650.27	46.19	0.00	1,696.46	1,681.50

		BEGINNING BALANCE	TOTAL DEBITS	TOTAL CREDITS	ENDING BALANCE	AVERAGE DAILY BALANCE
<b>JP4 TECHNOLOGY</b>						
144-10000	JP 4 TECHNOLOGY	1,360.38	146.00	0.00	1,506.38	1,426.75
144-11500	MM INVESTMENT	14,000.00	0.00	0.00	14,000.00	14,000.00
<b>FUND 144 TOTAL</b>		<b>15,360.38</b>	<b>146.00</b>	<b>0.00</b>	<b>15,506.38</b>	<b>15,426.75</b>
<b>RECORDS MGMT CO CLERK</b>						
145-10000	COUNTY CLERK REC	10,132.01	3,659.49	7,344.59CR	6,446.91	10,023.21
145-11500	MM INVESTMENT	186,000.00	0.00	0.00	186,000.00	186,000.00
<b>FUND 145 TOTAL</b>		<b>196,132.01</b>	<b>3,659.49</b>	<b>7,344.59CR</b>	<b>192,446.91</b>	<b>196,023.21</b>
<b>DISTRICT CLERK RECORDS MA</b>						
146-10000	DISTRCT CLERK RE	1,166.64	111.35	0.00	1,277.99	1,221.48
146-11500	MM INVESTMENT	7,000.00	0.00	0.00	7,000.00	7,000.00
<b>FUND 146 TOTAL</b>		<b>8,166.64</b>	<b>111.35</b>	<b>0.00</b>	<b>8,277.99</b>	<b>8,221.48</b>
<b>JURY SERVICE FUND</b>						
147-10000	JURY SERVICE FUN	1,849.21	371.27	1,000.00CR	1,220.48	1,813.83
147-11500	MM INVESTMENT	7,000.00	1,000.00	0.00	8,000.00	7,200.00
<b>FUND 147 TOTAL</b>		<b>8,849.21</b>	<b>1,371.27</b>	<b>1,000.00CR</b>	<b>9,220.48</b>	<b>9,013.83</b>
<b>FAMILY PROTECTION ACCOUNT</b>						
148-10000	FAMILY PROTECTIO	595.75	54.99	0.00	650.74	625.22
148-11500	MM INVESTMENT	13,000.00	0.00	0.00	13,000.00	13,000.00
<b>FUND 148 TOTAL</b>		<b>13,595.75</b>	<b>54.99</b>	<b>0.00</b>	<b>13,650.74</b>	<b>13,625.22</b>
<b>CHILD ABUSE PREVENT FUND</b>						
149-10000	CHILD ABUSE PREV	765.78	26.73	0.00	792.51	785.87
149-11500	MM INVESTMENT	0.00	0.00	0.00	0.00	0.00
<b>FUND 149 TOTAL</b>		<b>765.78</b>	<b>26.73</b>	<b>0.00</b>	<b>792.51</b>	<b>785.87</b>
<b>RECORDS MANAGEMENT-COURTH</b>						
155-10000	COURTHOUSE RECOR	3,913.39	274.48	0.00	4,187.87	4,069.47
155-11500	MM INVESTMENT	17,000.00	0.00	0.00	17,000.00	17,000.00
<b>FUND 155 TOTAL</b>		<b>20,913.39</b>	<b>274.48</b>	<b>0.00</b>	<b>21,187.87</b>	<b>21,069.47</b>

		BEGINNING	TOTAL	TOTAL	ENDING	AVERAGE
		BALANCE	DEBITS	CREDITS	BALANCE	DAILY
						BALANCE
<b>ELECTION SERVICES FUND</b>						
156-10000	ELECTION SERVICE	2,865.10	3,520.41	3,000.00CR	3,385.51	3,557.15
156-11500	MM INVESTMENT	6,000.00	3,000.00	0.00	9,000.00	6,600.00
<b>FUND 156 TOTAL</b>		<b>8,865.10</b>	<b>6,520.41</b>	<b>3,000.00CR</b>	<b>12,385.51</b>	<b>10,157.15</b>
<b>COURTHOUSE SECURITY</b>						
165-10000	COURTHOUSE SECUR	1,640.31	808.66	0.00	2,448.97	2,052.51
165-11500	MM INVESTMENT	90,000.00	0.00	0.00	90,000.00	90,000.00
<b>FUND 165 TOTAL</b>		<b>91,640.31</b>	<b>808.66</b>	<b>0.00</b>	<b>92,448.97</b>	<b>92,052.51</b>
<b>RECORDS ARCHIVE</b>						
166-10000	CC RECORDS ARCHI	9,416.20	3,710.93	8,874.34CR	4,252.79	9,273.90
166-11500	MM INVESTMENT	184,000.00	8,000.00	0.00	192,000.00	185,600.00
<b>FUND 166 TOTAL</b>		<b>193,416.20</b>	<b>11,710.93</b>	<b>8,874.34CR</b>	<b>196,252.79</b>	<b>194,873.90</b>
<b>LAW ENFORCE. TRAINING</b>						
171-10000	LAW ENFORCEMENT	1,038.77	16.36	0.00	1,055.13	1,052.64
171-11500	MM INVESTMENT	20,000.00	0.00	0.00	20,000.00	20,000.00
<b>FUND 171 TOTAL</b>		<b>21,038.77</b>	<b>16.36</b>	<b>0.00</b>	<b>21,055.13</b>	<b>21,052.64</b>
<b>EMERGENCY APPROPRIATION F</b>						
172-10000	EMERGENCY APPROP	1,409.81	56.21	0.00	1,466.02	1,459.22
172-11500	MM INVESTMENT	126,000.00	0.00	0.00	126,000.00	126,000.00
<b>FUND 172 TOTAL</b>		<b>127,409.81</b>	<b>56.21</b>	<b>0.00</b>	<b>127,466.02</b>	<b>127,459.22</b>
<b>WORKER'S COMPENSATION INS</b>						
174-10000	WORKERS COMPENSA	1,208.44	18,039.80	18,955.00CR	293.24	575.53
174-11500	MM INVESTMENT	48,000.00	0.00	18,000.00CR	30,000.00	39,400.00
<b>FUND 174 TOTAL</b>		<b>49,208.44</b>	<b>18,039.80</b>	<b>36,955.00CR</b>	<b>30,293.24</b>	<b>35,975.53</b>
<b>AMBULANCE SERVICE GRANT F</b>						
176-10000	AMBULANCE SERVIC	2,237.61	869.14	0.00	3,106.75	2,745.91
176-11500	MM INVESTMENT	523,000.00	0.00	0.00	523,000.00	523,000.00
<b>FUND 176 TOTAL</b>		<b>525,237.61</b>	<b>869.14</b>	<b>0.00</b>	<b>526,106.75</b>	<b>525,745.91</b>



		BEGINNING BALANCE	TOTAL DEBITS	TOTAL CREDITS	ENDING BALANCE	AVERAGE DAILY BALANCE
<b>UNEMPLOYMENT FUND</b>						
196-10000	UNEMPLOYMENT FUN	2,544.40	11.15	0.00	2,555.55	2,552.38
196-11500	MM INVESTMENT	12,000.00	0.00	0.00	12,000.00	12,000.00
<b>FUND 196 TOTAL</b>		<b>14,544.40</b>	<b>11.15</b>	<b>0.00</b>	<b>14,555.55</b>	<b>14,552.38</b>
<b>CAPITAL IMPROVEMENT</b>						
197-10000	CAPITAL IMPROVEM	1,182.58	12,247.78	8,214.55CR	5,215.81	3,440.21
197-11500	MM INVESTMENT	600,000.00	0.00	10,000.00CR	590,000.00	594,166.67
<b>FUND 197 TOTAL</b>		<b>601,182.58</b>	<b>12,247.78</b>	<b>18,214.55CR</b>	<b>595,215.81</b>	<b>597,606.88</b>
<b>TOBACCO SETTLEMENT FUND</b>						
198-10000	TOBACCO SETTLEME	4,292.21	11.31	0.00	4,303.52	4,298.93
198-11500	MM INVESTMENT	10,000.00	0.00	0.00	10,000.00	10,000.00
<b>FUND 198 TOTAL</b>		<b>14,292.21</b>	<b>11.31</b>	<b>0.00</b>	<b>14,303.52</b>	<b>14,298.93</b>
<b>SPECIAL RESERVE FUND</b>						
199-10000	SPECIAL RESERVE	1,208.01	222.50	0.00	1,430.51	1,407.11
199-11500	MM INVESTMENT	506,000.00	0.00	0.00	506,000.00	506,000.00
<b>FUND 199 TOTAL</b>		<b>507,208.01</b>	<b>222.50</b>	<b>0.00</b>	<b>507,430.51</b>	<b>507,407.11</b>
<b>ROAD &amp; BRIDGE PCT1</b>						
201-10000	ROAD & BRIDGE PC	127,978.01	27,499.86	37,015.92CR	118,461.95	122,199.10
201-11500	MM INVESTMENT	580,000.00	0.00	20,000.00CR	560,000.00	570,666.67
<b>FUND 201 TOTAL</b>		<b>707,978.01</b>	<b>27,499.86</b>	<b>57,015.92CR</b>	<b>678,461.95</b>	<b>692,865.77</b>
<b>ROAD &amp; BRIDGE PCT2</b>						
202-10000	ROAD & BRIDGE PC	13,009.03CR	27,500.68	59,437.37CR	44,945.72CR	35,809.38CR
202-11500	MM INVESTMENT	480,000.00	0.00	20,000.00CR	460,000.00	470,666.67
<b>FUND 202 TOTAL</b>		<b>466,990.97</b>	<b>27,500.68</b>	<b>79,437.37CR</b>	<b>415,054.28</b>	<b>434,857.29</b>
<b>ROAD &amp; BRIDGE PCT3</b>						
203-10000	ROAD & BRIDGE PC	7,698.85CR	26,692.70	30,845.98CR	11,852.13CR	11,306.85CR
203-11500	MM INVESTMENT	380,000.00	0.00	20,000.00CR	360,000.00	370,666.67
<b>FUND 203 TOTAL</b>		<b>372,301.15</b>	<b>26,692.70</b>	<b>50,845.98CR</b>	<b>348,147.87</b>	<b>359,359.82</b>

		BEGINNING BALANCE	TOTAL DEBITS	TOTAL CREDITS	ENDING BALANCE	AVERAGE DAILY BALANCE
ROAD & BRIDGE PCT4						
204-10000	ROAD & BRIDGE PC	3,723.19	26,153.16	33,382.05CR	3,505.70CR	850.13CR
204-11500	MM INVESTMENT	480,000.00	0.00	20,000.00CR	460,000.00	470,666.67
	FUND 204 TOTAL	483,723.19	26,153.16	53,382.05CR	456,494.30	469,816.54
RIGHT-OF-WAY FUND						
250-10000	RIGHT OF WAY FUN	7,277.28	38.45	0.00	7,315.73	7,307.11
250-11500	MM INVESTMENT	65,000.00	0.00	0.00	65,000.00	65,000.00
	FUND 250 TOTAL	72,277.28	38.45	0.00	72,315.73	72,307.11
R&B PCT2 PROP & BUILDING						
262-10000	PCT 2 PROPERTY &	802.96	7.93	0.00	810.89	809.57
262-11500	MM INVESTMENT	40,000.00	0.00	0.00	40,000.00	40,000.00
	FUND 262 TOTAL	40,802.96	7.93	0.00	40,810.89	40,809.57
R&B PCT4 PROP & BUILDING						
264-10000	PCT 4 PROPERTY &	972.07	8.06	0.00	980.13	978.68
264-11500	MM INVESTMENT	40,000.00	0.00	0.00	40,000.00	40,000.00
	FUND 264 TOTAL	40,972.07	8.06	0.00	40,980.13	40,978.68
R&B EQUIPMENT #1						
271-10000	R&B EQUIPMENT PC	38,465.15	0.00	0.00	38,465.15	38,465.15
271-11500	MM INVESTMENT	76,000.00	0.00	0.00	76,000.00	76,000.00
	FUND 271 TOTAL	114,465.15	0.00	0.00	114,465.15	114,465.15
R&B EQUIPMENT #2						
272-10000	R&B EQUIPMENT PC	6,001.03CR	0.00	0.00	6,001.03CR	6,001.03CR
272-11500	MM INVESTMENT	46,000.00	0.00	0.00	46,000.00	46,000.00
	FUND 272 TOTAL	39,998.97	0.00	0.00	39,998.97	39,998.97
R&B EQUIPMENT #3						
273-10000	R&B EQUIPMENT PC	7,200.88CR	261.00	0.00	6,939.88CR	7,026.88CR
273-11500	MM INVESTMENT	26,000.00	0.00	0.00	26,000.00	26,000.00
	FUND 273 TOTAL	18,799.12	261.00	0.00	19,060.12	18,973.12

		BEGINNING BALANCE	TOTAL DEBITS	TOTAL CREDITS	ENDING BALANCE	AVERAGE DAILY BALANCE
<b>R&amp;B EQUIPMENT #4</b>						
274-10000	R&B EQUIPMENT PC	21,027.93CR	0.00	0.00	21,027.93CR	21,027.93CR
274-11500	MM INVESTMENT	26,000.00	0.00	0.00	26,000.00	26,000.00
<b>FUND 274 TOTAL</b>		<b>4,972.07</b>	<b>0.00</b>	<b>0.00</b>	<b>4,972.07</b>	<b>4,972.07</b>
<b>FMR PCT #1</b>						
301-10000	FMR PCT 1	152,113.67	45,460.70	97,114.98CR	100,459.39	133,731.87
301-11500	MM INVESTMENT	840,000.00	0.00	40,000.00CR	800,000.00	812,000.00
<b>FUND 301 TOTAL</b>		<b>992,113.67</b>	<b>45,460.70</b>	<b>137,114.98CR</b>	<b>900,459.39</b>	<b>945,731.87</b>
<b>FMR PCT #2</b>						
302-10000	FMR PCT 2	68,408.23	49,917.01	134,436.08CR	16,110.84CR	7,095.22
302-11500	MM INVESTMENT	640,000.00	0.00	40,000.00CR	600,000.00	612,000.00
<b>FUND 302 TOTAL</b>		<b>708,408.23</b>	<b>49,917.01</b>	<b>174,436.08CR</b>	<b>583,889.16</b>	<b>619,095.22</b>
<b>FMR PCT #3</b>						
303-10000	FMR PCT 3	138,634.70CR	45,535.44	35,349.01CR	128,448.27CR	125,908.95CR
303-11500	MM INVESTMENT	540,000.00	0.00	40,000.00CR	500,000.00	512,000.00
<b>FUND 303 TOTAL</b>		<b>401,365.30</b>	<b>45,535.44</b>	<b>75,349.01CR</b>	<b>371,551.73</b>	<b>386,091.05</b>
<b>FMR PCT #4</b>						
304-10000	FMR PCT 4	52,059.22	43,919.28	40,593.26CR	55,385.24	66,724.37
304-11500	MM INVESTMENT	640,000.00	0.00	40,000.00CR	600,000.00	612,000.00
<b>FUND 304 TOTAL</b>		<b>692,059.22</b>	<b>43,919.28</b>	<b>80,593.26CR</b>	<b>655,385.24</b>	<b>678,724.37</b>
<b>LATERAL ROAD PCT #1</b>						
401-10000	LATERAL ROAD PCT	4,637.81CR	0.00	0.00	4,637.81CR	4,637.81CR
401-11500	MM INVESTMENT	22,000.00	0.00	0.00	22,000.00	22,000.00
<b>FUND 401 TOTAL</b>		<b>17,362.19</b>	<b>0.00</b>	<b>0.00</b>	<b>17,362.19</b>	<b>17,362.19</b>
<b>LATERAL ROAD PCT #2</b>						
402-10000	LATERAL ROAD PCT	8,088.98CR	0.00	0.00	8,088.98CR	8,088.98CR
402-11500	MM INVESTMENT	22,000.00	0.00	0.00	22,000.00	22,000.00
<b>FUND 402 TOTAL</b>		<b>13,911.02</b>	<b>0.00</b>	<b>0.00</b>	<b>13,911.02</b>	<b>13,911.02</b>

		BEGINNING BALANCE	TOTAL DEBITS	TOTAL CREDITS	ENDING BALANCE	AVERAGE DAILY BALANCE
LATERAL ROAD PCT #3						
103 10000	LATERAL ROAD PCT	29,740.03	0.00	0.00	29,740.03	29,740.03
403 11500	MM INVESTMENT	22,000.00	0.00	0.00	22,000.00	22,000.00
FUND 403 TOTAL		51,740.03	0.00	0.00	51,740.03	51,740.03
LATERAL ROAD PCT #4						
404 10000	LATERAL ROAD PCT	13,349.01CR	0.00	0.00	13,349.01CR	13,349.01CR
404 11500	MM INVESTMENT	22,000.00	0.00	0.00	22,000.00	22,000.00
FUND 404 TOTAL		8,650.99	0.00	0.00	8,650.99	8,650.99
SERIES 2012 JAIL I & S						
611 10000	SERIES 2012 JAIL	1,672.49	1,800.36	0.00	3,472.85	2,489.90
611 11500	MM INVESTMENT	98,000.00	0.00	0.00	98,000.00	98,000.00
FUND 611 TOTAL		99,672.49	1,800.36	0.00	101,472.85	100,489.90
L.C. LAW LIBRARY						
625 10000	L.C. LAW LIBRARY	10,099.74	904.12	220.50CR	10,783.36	10,483.33
625 11500	MM INVESTMENT	80,000.00	0.00	0.00	80,000.00	80,000.00
FUND 625 TOTAL		90,099.74	904.12	220.50CR	90,783.36	90,483.33
L.C. SENIOR CITIZENS						
630 10000	L.C. SENIOR CITI	0.00	0.00	0.00	0.00	0.00
630 11500	MM INVESTMENT	0.00	0.00	0.00	0.00	0.00
FUND 630 TOTAL		0.00	0.00	0.00	0.00	0.00
L.C. ATTY CHK COLL.						
640 10000	L.C. ATTY CHECK	4,922.19	157.05	104.56CR	4,974.68	4,999.98
640 11500	MM INVESTMENT	13,000.00	0.00	0.00	13,000.00	13,000.00
FUND 640 TOTAL		17,922.19	157.05	104.56CR	17,974.68	17,999.98
CO ATTY JUD APPORTIONMENT						
650 10000	CO ATTY JUD APPO	277.00	0.26	0.00	277.26	277.01
650 11500	MM INVESTMENT	0.00	0.00	0.00	0.00	0.00
FUND 650 TOTAL		277.00	0.26	0.00	277.26	277.01

	BEGINNING BALANCE	TOTAL DEBITS	TOTAL CREDITS	ENDING BALANCE	AVERAGE DAILY BALANCE
HAWAII COUNTY CLERK DRAW					
680 10000 COUNTY CLERK DRA	9,486.60	2,253.00	1,924.50CR	9,815.10	9,593.02
680-11500 MM INVESTMENT	0.00	0.00	0.00	0.00	0.00
<b>FUND 680 TOTAL</b>	<b>9,486.60</b>	<b>2,253.00</b>	<b>1,924.50CR</b>	<b>9,815.10</b>	<b>9,593.02</b>
LOCAL BORDER SERV GRAN					
750 10000 LOCAL BORDER SER	0.00	0.00	0.00	0.00	0.00
750-11500 MM INVESTMENT	0.00	0.00	0.00	0.00	0.00
<b>FUND 750 TOTAL</b>	<b>0.00</b>	<b>0.00</b>	<b>0.00</b>	<b>0.00</b>	<b>0.00</b>
L.C. HISTORICAL COMMISSION					
775-10000 L.C. HISTORICAL	10,390.51	252.41	1,473.05CR	9,169.87	9,971.43
775-11500 MM INVESTMENT	45,000.00	0.00	0.00	45,000.00	45,000.00
<b>FUND 775 TOTAL</b>	<b>55,390.51</b>	<b>252.41</b>	<b>1,473.05CR</b>	<b>54,169.87</b>	<b>54,971.43</b>
<b>REPORT TOTALS</b>	<b>12,940,727.10</b>	<b>1,021,560.22</b>	<b>2,041,045.96CR</b>	<b>11,921,241.36</b>	<b>12,403,672.31</b>

\*L.C. Ambulance Rescue Service Fund 121 Total and the Report Total include Ambulance's Assets and Accum. Depreciation