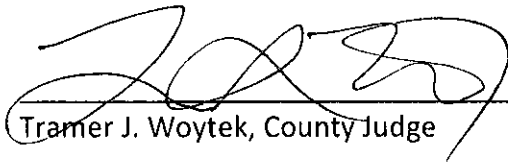


THE MATTER OF COUNTY FINANCES  
IN THE HANDS OF KAREN BLUDAU  
TREASURER OF LAVACA COUNTY


IN ACCORDANCE with Section 114.026 Local Government Code, we, the undersigned, constituting, the entire Commissioners' Court of said County, certify that on the 10<sup>th</sup> day of December, 2018, at the regular term of court, we compared and examined the monthly report of Karen Bludau, Treasurer of Lavaca County, Texas, for November 30, 2018, and finding the same correct, entered an order in the minutes approving said report stating total cash and other assets on hand as \$16,175,883.43.


Said report filed for record this 10<sup>th</sup> day of December, 2018.

  
Tramer J. Woytek, County Judge


  
Edward Pustka, Commissioner, Pct#1


  
Ronald Berckenhoff, Commissioner, Pct#2

  
Richard W. Brown, Commissioner, Pct#3


  
Dennis W. Kocian, Commissioner, Pct#4

SWORN TO AND SUBSCRIBED BEFORE ME, by Tramer J. Woytek, County Judge, and by the Commissioners of said Lavaca County, each respectively, on this the 10<sup>th</sup> day of December, 2018.

  
Attested: Elizabeth A. Kouba, County Clerk



12552



# LAVACA COUNTY

REPORT OF THE COUNTY TREASURER  
FOR THE MONTH ENDING NOVEMBER 30, 2018

FILED FOR RECORD  
At 1:45 O'Clock P M

DEC 04 2018

ELIZABETH A. KOUBA, CLERK  
COUNTY COURT LAVACA CO., TEXAS  
By Julie Stone Deputy

PROSPERITY BANK  
LAVACA COUNTY

LAVACA COUNTY CLEARING ACCOUNTS

LAVACA COUNTY PAYROLL -----	\$	289,861.36
LAVACA COUNTY ACCOUNTS PAYABLE -----	\$	64,428.92
LAVACA COUNTY TEX NET ----- (STATE COMPTROLLER OF PUBLIC ACCOUNTS)	\$	-0-

LAVACA COUNTY OPERATING ACCOUNTS

LAVACA COUNTY ROAD & BRIDGE -----	\$	369,830.21
LAVACA COUNTY GENERAL -----	\$	633,891.07

LAVACA COUNTY SPECIAL FUNDS ACCOUNTS

LAVACA COUNTY LAW LIBRARY -----	\$	12,422.38
LAVACA COUNTY ATTY CHECK COLLECTION -----	\$	5,165.71
LAVACA COUNTY HISTORICAL COMMISSION -----	\$	7,406.19
LAVACA COUNTY INTEREST & SINKING-----	\$	207.77
LAVACA COUNTY BORDER SECURITY -----	\$	-0-

LAVACA COUNTY EFT ACCOUNTS

AMBULANCE RESCUE SERVICE, EFT ACCT -----	\$	-0-
DISTRICT CLERK E-FILE ACCT -----	\$	-0-
DISTRICT CLERK EFT ACCT-----	\$	-0-
COUNTY CLERK E-FILE ACCT-----	\$	-0-
COUNTY CLERK EFT ACCT-----	\$	79.70
JUSTICE OF THE PEACE PCT #2 EFT ACCT -----	\$	-0-
JUSTICE OF THE PEACE PCT #3 EFT ACCT -----	\$	-0-
JUSTICE OF THE PEACE PCT #4 EFT ACCT -----	\$	-0-

LAVACA COUNTY CLERK DRAW DOWN ACCOUNT

LAVACA COUNTY CLERK DRAW DOWN ACCOUNT-----	\$	7,960.10
--	----	----------

The above amounts were on deposit in Prosperity Bank on November 30, 2018. These amounts are true and correct to the best of my knowledge.

  
\_\_\_\_\_  
Karen Bludau, Lavaca County Treasurer

		BEGINNING	TOTAL	TOTAL	ENDING	AVERAGE
		BALANCE	DEBITS	CREDITS	BALANCE	DAILY
						BALANCE
<b>GENERAL FUND</b>						
100-10000	GENERAL FUND	277,970.01	4,317,099.41	4,100,272.21CR	494,797.21	1,780,452.69
100-11500	MM INVESTMENT	2,700,000.00	2,800,000.00	0.00	5,500,000.00	3,073,333.33
<b>FUND 100 TOTAL</b>		<b>2,977,970.01</b>	<b>7,117,099.41</b>	<b>4,100,272.21CR</b>	<b>5,994,797.21</b>	<b>4,853,786.02</b>
<b>SHERIFF SEIZURE FUND</b>						
116-10000	SHERIFF SEIZURE	3,397.02	4.89	0.00	3,401.91	3,397.92
116-11500	MM INVESTMENT	1,000.00	0.00	0.00	1,000.00	1,000.00
<b>FUND 116 TOTAL</b>		<b>4,397.02</b>	<b>4.89</b>	<b>0.00</b>	<b>4,401.91</b>	<b>4,397.92</b>
<b>ABANDONED MOTOR VEHICLE</b>						
117-10000	ABANDONED MOTOR	50.46	31.16	0.00	81.62	81.52
117-11500	MM INVESTMENT	41,000.00	0.00	0.00	41,000.00	41,000.00
<b>FUND 117 TOTAL</b>		<b>41,050.46</b>	<b>31.16</b>	<b>0.00</b>	<b>41,081.62</b>	<b>41,081.52</b>
<b>APPELLATE JUDICIAL SYSTEM</b>						
118-10000	APPELLATE JUDICI	1,720.00	160.00	0.00	1,880.00	1,814.17
118-11500	MM INVESTMENT	0.00	0.00	0.00	0.00	0.00
<b>FUND 118 TOTAL</b>		<b>1,720.00</b>	<b>160.00</b>	<b>0.00</b>	<b>1,880.00</b>	<b>1,814.17</b>
<b>UNCLAIMED FUNDS</b>						
119-10000	UNCLAIMED FUNDS	1,503.01	3.36	0.00	1,506.37	1,504.60
119-11500	MM INVESTMENT	2,000.00	0.00	0.00	2,000.00	2,000.00
<b>FUND 119 TOTAL</b>		<b>3,503.01</b>	<b>3.36</b>	<b>0.00</b>	<b>3,506.37</b>	<b>3,504.60</b>
<b>CA PRETRIAL INT 102.0121</b>						
120-10000	CA PRETRIAL INT	1,467.20	848.41	0.00	2,315.61	2,116.23
120-11500	MM INVESTMENT	56,000.00	0.00	0.00	56,000.00	56,000.00
<b>FUND 120 TOTAL</b>		<b>57,467.20</b>	<b>848.41</b>	<b>0.00</b>	<b>58,315.61</b>	<b>58,116.23</b>
<b>AMBULANCE RESCUE SERVICE</b>						
121-10000	AMBULANCE RESCUE	51,395.29	113,624.80	109,632.51CR	55,387.58	53,981.56
121-11500	MM INVESTMENT	1,010,000.00	0.00	50,000.00CR	960,000.00	1,001,666.67
121-11600	INTEREST RECEIVA	0.00	0.00	0.00	0.00	0.00

		BEGINNING BALANCE	TOTAL DEBITS	TOTAL CREDITS	ENDING BALANCE	AVERAGE DAILY BALANCE
121-12161	LAND	22,609.00	0.00	0.00	22,609.00	22,609.00
	FUND 121 TOTAL	1,084,004.29	113,624.80	159,632.51CR	1,037,996.58	1,078,257.23
TASK FORCE INDIGENT DEFEN						
122-10000	TASK FORCE INDIG	5,685.50	10,033.10	9,688.26CR	6,030.34	4,185.83
122-11500	MM INVESTMENT	30,000.00	0.00	10,000.00CR	20,000.00	28,333.33
	FUND 122 TOTAL	35,685.50	10,033.10	19,688.26CR	26,030.34	32,519.16
JUSTICE COURT BUILDING SE						
131-10000	JUSTICE COURT BU	538.43	25.53	0.00	563.96	558.94
131-11500	MM INVESTMENT	4,000.00	0.00	0.00	4,000.00	4,000.00
	FUND 131 TOTAL	4,538.43	25.53	0.00	4,563.96	4,558.94
JUSTICE COURT BUILDING SE						
132-10000	JUSTICE COURT BU	106.11	2.15	0.00	108.26	107.59
132-11500	MM INVESTMENT	1,000.00	0.00	0.00	1,000.00	1,000.00
	FUND 132 TOTAL	1,106.11	2.15	0.00	1,108.26	1,107.59
JUSTICE COURT BUILDING SE						
133-10000	JUSTICE COURT BU	89.53	18.90	0.00	108.43	104.10
133-11500	MM INVESTMENT	1,000.00	0.00	0.00	1,000.00	1,000.00
	FUND 133 TOTAL	1,089.53	18.90	0.00	1,108.43	1,104.10
JUSTICE COURT BUILDING SE						
134-10000	JUSTICE COURT BU	221.01	42.35	0.00	263.36	246.66
134-11500	MM INVESTMENT	9,000.00	0.00	0.00	9,000.00	9,000.00
	FUND 134 TOTAL	9,221.01	42.35	0.00	9,263.36	9,246.66
CC DIGITIZE/PRESERVE \$10						
136-10000	CC. DIGITIZE/PRES	1,425.75	149.27	0.00	1,575.02	1,517.17
136-11500	MM INVESTMENT	9,000.00	0.00	0.00	9,000.00	9,000.00
	FUND 136 TOTAL	10,425.75	149.27	0.00	10,575.02	10,517.17

		BEGINNING BALANCE	TOTAL DEBITS	TOTAL CREDITS	ENDING BALANCE	AVERAGE DAILY BALANCE
DC DIGITIZE/PRESERVE \$10						
137-10000	DC DIGITIZE/PRES	749.31	195.68	0.00	944.99	868.21
137-11500	MM INVESTMENT	18,000.00	0.00	0.00	18,000.00	18,000.00
	FUND 137 TOTAL	18,749.31	195.68	0.00	18,944.99	18,868.21
CC TECHNOLOGY FUND						
138-10000	CC TECHNOLOGY FU	514.69	14.27	0.00	528.96	519.85
138-11500	MM INVESTMENT	0.00	0.00	0.00	0.00	0.00
	FUND 138 TOTAL	514.69	14.27	0.00	528.96	519.85
DC TECHNOLOGY FUND						
139-10000	DC TECHNOLOGY FU	801.09	9.75	0.00	810.84	804.03
139-11500	MM INVESTMENT	1,000.00	0.00	0.00	1,000.00	1,000.00
	FUND 139 TOTAL	1,801.09	9.75	0.00	1,810.84	1,804.03
DC ARCHIVE FUND						
140-10000	DC ARCHIVE FUND	964.79	171.82	0.00	1,136.61	1,064.61
140-11500	MM INVESTMENT	13,000.00	0.00	0.00	13,000.00	13,000.00
	FUND 140 TOTAL	13,964.79	171.82	0.00	14,136.61	14,064.61
JP1 TECHNOLOGY						
141-10000	JP 1 TECHNOLOGY	1,911.75	92.25	0.00	2,004.00	1,983.84
141-11500	MM INVESTMENT	1,000.00	0.00	0.00	1,000.00	1,000.00
	FUND 141 TOTAL	2,911.75	92.25	0.00	3,004.00	2,983.84
JP2 TECHNOLOGY						
142-10000	JP 2 TECHNOLOGY	771.85	6.72	0.00	778.57	775.49
142-11500	MM INVESTMENT	1,000.00	0.00	0.00	1,000.00	1,000.00
	FUND 142 TOTAL	1,771.85	6.72	0.00	1,778.57	1,775.49
JP3 TECHNOLOGY						
143-10000	JP 3 TECHNOLOGY	697.56	73.71	0.00	771.27	753.56
143-11500	MM INVESTMENT	1,000.00	0.00	0.00	1,000.00	1,000.00
	FUND 143 TOTAL	1,697.56	73.71	0.00	1,771.27	1,753.56

		BEGINNING BALANCE	TOTAL DEBITS	TOTAL CREDITS	ENDING BALANCE	AVERAGE DAILY BALANCE
JP4 TECHNOLOGY						
144-10000	JP 4 TECHNOLOGY	1,517.53	153.29	0.00	1,670.82	1,603.63
144-11500	MM INVESTMENT	14,000.00	0.00	0.00	14,000.00	14,000.00
	FUND 144 TOTAL	15,517.53	153.29	0.00	15,670.82	15,603.63
RECORDS MGMT-CO CLERK						
145-10000	COUNTY CLERK REC	3,756.97	4,680.53	1,198.83CR	7,238.67	5,587.89
145-11500	MM INVESTMENT	191,000.00	0.00	0.00	191,000.00	191,000.00
	FUND 145 TOTAL	194,756.97	4,680.53	1,198.83CR	198,238.67	196,587.89
DISTRICT CLERK RECORDS MA						
146-10000	DISTRCT CLERK RE	1,408.23	133.48	0.00	1,541.71	1,482.15
146-11500	MM INVESTMENT	7,000.00	0.00	0.00	7,000.00	7,000.00
	FUND 146 TOTAL	8,408.23	133.48	0.00	8,541.71	8,482.15
JURY SERVICE FUND						
147-10000	JURY SERVICE FUN	606.46	315.46	0.00	921.92	809.55
147-11500	MM INVESTMENT	8,000.00	0.00	0.00	8,000.00	8,000.00
	FUND 147 TOTAL	8,606.46	315.46	0.00	8,921.92	8,809.55
FAMILY PROTECTION ACCOUNT						
148-10000	FAMILY PROTECTIO	735.74	56.58	0.00	792.32	769.39
148-11500	MM INVESTMENT	13,000.00	0.00	0.00	13,000.00	13,000.00
	FUND 148 TOTAL	13,735.74	56.58	0.00	13,792.32	13,769.39
CHILD ABUSE PREVENT FUND						
149-10000	CHILD ABUSE PREV	804.43	22.00	0.00	826.43	812.86
149-11500	MM INVESTMENT	0.00	0.00	0.00	0.00	0.00
	FUND 149 TOTAL	804.43	22.00	0.00	826.43	812.86
RECORDS MANAGEMENT-COURTH						
155-10000	COURTHOUSE RECOR	2,560.80	289.97	200.70CR	2,650.07	2,593.75
155-11500	MM INVESTMENT	19,000.00	0.00	0.00	19,000.00	19,000.00
	FUND 155 TOTAL	21,560.80	289.97	200.70CR	21,650.07	21,593.75

		BEGINNING BALANCE	TOTAL DEBITS	TOTAL CREDITS	ENDING BALANCE	AVERAGE DAILY BALANCE
ELECTION SERVICES FUND						
156-10000	ELECTION SERVICE	3,394.08	10.78	0.00	3,404.86	3,400.86
156-11500	MM INVESTMENT	9,000.00	0.00	0.00	9,000.00	9,000.00
	FUND 156 TOTAL	12,394.08	10.78	0.00	12,404.86	12,400.86
COURTHOUSE SECURITY						
165-10000	COURTHOUSE SECUR	2,913.99	910.16	0.00	3,824.15	3,453.30
165-11500	MM INVESTMENT	90,000.00	0.00	0.00	90,000.00	90,000.00
	FUND 165 TOTAL	92,913.99	910.16	0.00	93,824.15	93,453.30
RECORDS ARCHIVE						
166-10000	CC RECORDS ARCHI	3,035.33	4,814.09	1,202.24CR	6,647.18	4,968.71
166-11500	MM INVESTMENT	197,000.00	0.00	0.00	197,000.00	197,000.00
	FUND 166 TOTAL	200,035.33	4,814.09	1,202.24CR	203,647.18	201,968.71
LAW ENFORCE. TRAINING						
171-10000	LAW ENFORCEMENT	921.13	15.42	0.00	936.55	935.45
171-11500	MM INVESTMENT	20,000.00	0.00	0.00	20,000.00	20,000.00
	FUND 171 TOTAL	20,921.13	15.42	0.00	20,936.55	20,935.45
EMERGENCY APPROPRIATION F						
172-10000	EMERGENCY APPROP	1,523.51	61.92	0.00	1,585.43	1,583.56
172-11500	MM INVESTMENT	126,000.00	0.00	0.00	126,000.00	126,000.00
	FUND 172 TOTAL	127,523.51	61.92	0.00	127,585.43	127,583.56
WORKER'S COMPENSATION INS						
174-10000	WORKERS COMPENSA	316.18	23.34	0.00	339.52	339.12
174-11500	MM INVESTMENT	30,000.00	0.00	0.00	30,000.00	30,000.00
	FUND 174 TOTAL	30,316.18	23.34	0.00	30,339.52	30,339.12
AMBULANCE SERVICE GRANT F						
176-10000	AMBULANCE SERVIC	2,695.01	1,198.39	0.00	3,893.40	3,638.83
176-11500	MM INVESTMENT	525,000.00	0.00	0.00	525,000.00	525,000.00
	FUND 176 TOTAL	527,695.01	1,198.39	0.00	528,893.40	528,638.83



		BEGINNING BALANCE	TOTAL DEBITS	TOTAL CREDITS	ENDING BALANCE	AVERAGE DAILY BALANCE
UNEMPLOYMENT FUND						
196-10000	UNEMPLOYMENT FUN	2,565.77	13.44	0.00	2,579.21	2,576.18
196-11500	MM INVESTMENT	12,000.00	0.00	0.00	12,000.00	12,000.00
	FUND 196 TOTAL	14,565.77	13.44	0.00	14,579.21	14,576.18
CAPITAL IMPROVEMENT						
197-10000	CAPITAL IMPROVEM	5,212.49	807.77	0.00	6,020.26	6,013.19
197-11500	MM INVESTMENT	590,000.00	0.00	0.00	590,000.00	590,000.00
	FUND 197 TOTAL	595,212.49	807.77	0.00	596,020.26	596,013.19
TOBACCO SETTLEMENT FUND						
198-10000	TOBACCO SETTLEME	4,313.16	13.85	0.00	4,327.01	4,321.93
198-11500	MM INVESTMENT	10,000.00	0.00	0.00	10,000.00	10,000.00
	FUND 198 TOTAL	14,313.16	13.85	0.00	14,327.01	14,321.93
SPECIAL RESERVE FUND						
199-10000	SPECIAL RESERVE	1,658.10	244.35	0.00	1,902.45	1,900.22
199-11500	MM INVESTMENT	506,000.00	0.00	0.00	506,000.00	506,000.00
	FUND 199 TOTAL	507,658.10	244.35	0.00	507,902.45	507,900.22
ROAD & BRIDGE PCT1						
201-10000	ROAD & BRIDGE PC	128,052.13	142,895.75	124,162.19CR	146,785.69	167,111.47
201-11500	MM INVESTMENT	540,000.00	70,000.00	0.00	610,000.00	549,333.33
	FUND 201 TOTAL	668,052.13	212,895.75	124,162.19CR	756,785.69	716,444.80
ROAD & BRIDGE PCT2						
202-10000	ROAD & BRIDGE PC	41,995.94CR	142,895.75	133,915.82CR	33,016.01CR	7,681.82CR
202-11500	MM INVESTMENT	440,000.00	70,000.00	0.00	510,000.00	449,333.33
	FUND 202 TOTAL	398,004.06	212,895.75	133,915.82CR	476,983.99	441,651.51
ROAD & BRIDGE PCT3						
203-10000	ROAD & BRIDGE PC	1,784.81	114,170.48	117,890.35CR	1,935.06CR	28,923.61
203-11500	MM INVESTMENT	340,000.00	70,000.00	0.00	410,000.00	349,333.33
	FUND 203 TOTAL	341,784.81	184,170.48	117,890.35CR	408,064.94	378,256.94

		BEGINNING BALANCE	TOTAL DEBITS	TOTAL CREDITS	ENDING BALANCE	AVERAGE DAILY BALANCE
ROAD & BRIDGE PCT4						
204-10000	ROAD & BRIDGE PC	12,623.83	95,063.58	112,581.89CR	4,894.48CR	32,578.00
204-11500	MM INVESTMENT	440,000.00	70,000.00	0.00	510,000.00	449,333.33
	FUND 204 TOTAL	452,623.83	165,063.58	112,581.89CR	505,105.52	481,911.33
RIGHT-OF-WAY FUND						
250-10000	RIGHT OF WAY FUN	7,351.10	45.11	0.00	7,396.21	7,389.98
250-11500	MM INVESTMENT	65,000.00	0.00	0.00	65,000.00	65,000.00
	FUND 250 TOTAL	72,351.10	45.11	0.00	72,396.21	72,389.98
R&B PCT2 PROP & BUILDING						
262-10000	PCT 2 PROPERTY &	818.52	9.31	0.00	827.83	827.13
262-11500	MM INVESTMENT	40,000.00	0.00	0.00	40,000.00	40,000.00
	FUND 262 TOTAL	40,818.52	9.31	0.00	40,827.83	40,827.13
R&B PCT4 PROP & BUILDING						
264-10000	PCT 4 PROPERTY &	987.81	9.46	0.00	997.27	996.43
264-11500	MM INVESTMENT	40,000.00	0.00	0.00	40,000.00	40,000.00
	FUND 264 TOTAL	40,987.81	9.46	0.00	40,997.27	40,996.43
R&B EQUIPMENT #1						
271-10000	R&B EQUIPMENT PC	38,465.15	0.00	0.00	38,465.15	38,465.15
271-11500	MM INVESTMENT	76,000.00	0.00	0.00	76,000.00	76,000.00
	FUND 271 TOTAL	114,465.15	0.00	0.00	114,465.15	114,465.15
R&B EQUIPMENT #2						
272-10000	R&B EQUIPMENT PC	6,001.03CR	0.00	0.00	6,001.03CR	6,001.03CR
272-11500	MM INVESTMENT	46,000.00	0.00	0.00	46,000.00	46,000.00
	FUND 272 TOTAL	39,998.97	0.00	0.00	39,998.97	39,998.97
R&B EQUIPMENT #3						
273-10000	R&B EQUIPMENT PC	6,706.78CR	0.00	0.00	6,706.78CR	6,706.78CR
273-11500	MM INVESTMENT	26,000.00	0.00	0.00	26,000.00	26,000.00
	FUND 273 TOTAL	19,293.22	0.00	0.00	19,293.22	19,293.22

		BEGINNING BALANCE	TOTAL DEBITS	TOTAL CREDITS	ENDING BALANCE	AVERAGE DAILY BALANCE
<b>R&amp;B EQUIPMENT #4</b>						
274-10000	R&B EQUIPMENT PC	21,027.93CR	0.00	0.00	21,027.93CR	21,027.93CR
274-11500	MM INVESTMENT	26,000.00	0.00	0.00	26,000.00	26,000.00
	<b>FUND 274 TOTAL</b>	<b>4,972.07</b>	<b>0.00</b>	<b>0.00</b>	<b>4,972.07</b>	<b>4,972.07</b>
<b>FMR PCT #1</b>						
301-10000	FMR PCT 1	141,448.37	327,503.50	262,038.94CR	206,912.93	284,657.45
301-11500	MM INVESTMENT	780,000.00	240,000.00	0.00	1,020,000.00	812,000.00
	<b>FUND 301 TOTAL</b>	<b>921,448.37</b>	<b>567,503.50</b>	<b>262,038.94CR</b>	<b>1,226,912.93</b>	<b>1,096,657.45</b>
<b>FMR PCT #2</b>						
302-10000	FMR PCT 2	40,695.16CR	421,370.34	315,487.35CR	65,187.83	81,499.76
302-11500	MM INVESTMENT	580,000.00	240,000.00	0.00	820,000.00	612,000.00
	<b>FUND 302 TOTAL</b>	<b>539,304.84</b>	<b>661,370.34</b>	<b>315,487.35CR</b>	<b>885,187.83</b>	<b>693,499.76</b>
<b>FMR PCT #3</b>						
303-10000	FMR PCT 3	86,627.21CR	262,244.16	260,113.30CR	84,496.35CR	17,403.14
303-11500	MM INVESTMENT	480,000.00	240,000.00	0.00	720,000.00	512,000.00
	<b>FUND 303 TOTAL</b>	<b>393,372.79</b>	<b>502,244.16</b>	<b>260,113.30CR</b>	<b>635,503.65</b>	<b>529,403.14</b>
<b>FMR PCT #4</b>						
304-10000	FMR PCT 4	87,228.69	214,571.26	246,361.33CR	55,438.62	174,748.01
304-11500	MM INVESTMENT	580,000.00	240,000.00	0.00	820,000.00	612,000.00
	<b>FUND 304 TOTAL</b>	<b>667,228.69</b>	<b>454,571.26</b>	<b>246,361.33CR</b>	<b>875,438.62</b>	<b>786,748.01</b>
<b>LATERAL ROAD PCT #1</b>						
401-10000	LATERAL ROAD PCT	4,079.79CR	0.00	0.00	4,079.79CR	4,079.79CR
401-11500	MM INVESTMENT	30,000.00	0.00	0.00	30,000.00	30,000.00
	<b>FUND 401 TOTAL</b>	<b>25,920.21</b>	<b>0.00</b>	<b>0.00</b>	<b>25,920.21</b>	<b>25,920.21</b>
<b>LATERAL ROAD PCT #2</b>						
402-10000	LATERAL ROAD PCT	7,530.96CR	0.00	0.00	7,530.96CR	7,530.96CR
402-11500	MM INVESTMENT	30,000.00	0.00	0.00	30,000.00	30,000.00
	<b>FUND 402 TOTAL</b>	<b>22,469.04</b>	<b>0.00</b>	<b>0.00</b>	<b>22,469.04</b>	<b>22,469.04</b>

		BEGINNING BALANCE	TOTAL DEBITS	TOTAL CREDITS	ENDING BALANCE	AVERAGE DAILY BALANCE
LATERAL ROAD PCT #3						
403-10000	LATERAL ROAD PCT	30,298.06	0.00	0.00	30,298.06	30,298.06
403-11500	MM INVESTMENT	30,000.00	0.00	0.00	30,000.00	30,000.00
	FUND 403 TOTAL	60,298.06	0.00	0.00	60,298.06	60,298.06
LATERAL ROAD PCT #4						
404-10000	LATERAL ROAD PCT	12,790.99CR	0.00	0.00	12,790.99CR	12,790.99CR
404-11500	MM INVESTMENT	30,000.00	0.00	0.00	30,000.00	30,000.00
	FUND 404 TOTAL	17,209.01	0.00	0.00	17,209.01	17,209.01
SERIES 2012 JAIL I & S						
611-10000	SERIES 2012 JAIL	3,929.50	34,278.27	38,000.00CR	207.77	16,036.35
611-11500	MM INVESTMENT	98,000.00	38,000.00	0.00	136,000.00	103,066.67
	FUND 611 TOTAL	101,929.50	72,278.27	38,000.00CR	136,207.77	119,103.02
L.C. LAW LIBRARY						
625-10000	L.C. LAW LIBRARY	11,655.96	986.92	220.50CR	12,422.38	12,126.72
625-11500	MM INVESTMENT	80,000.00	0.00	0.00	80,000.00	80,000.00
	FUND 625 TOTAL	91,655.96	986.92	220.50CR	92,422.38	92,126.72
L.C. SENIOR CITIZENS						
630-10000	L.C. SENIOR CITI	0.00	0.00	0.00	0.00	0.00
630-11500	MM INVESTMENT	0.00	0.00	0.00	0.00	0.00
	FUND 630 TOTAL	0.00	0.00	0.00	0.00	0.00
L.C. ATTY CHK COLL.						
640-10000	L.C. ATTY CHECK	5,000.22	274.23	108.74CR	5,165.71	5,151.47
640-11500	MM INVESTMENT	13,000.00	0.00	0.00	13,000.00	13,000.00
	FUND 640 TOTAL	18,000.22	274.23	108.74CR	18,165.71	18,151.47
CO ATTY JUD APPORTIONMENT						
650-10000	CO ATTY JUD APPO	8,953.07	9.47	1,168.34CR	7,794.20	8,385.62
650-11500	MM INVESTMENT	0.00	0.00	0.00	0.00	0.00
	FUND 650 TOTAL	8,953.07	9.47	1,168.34CR	7,794.20	8,385.62

	BEGINNING BALANCE	TOTAL DEBITS	TOTAL CREDITS	ENDING BALANCE	AVERAGE DAILY BALANCE
LAVACA COUNTY CLERK DRAW					
680-10000 COUNTY CLERK DRA	8,602.10	1,450.00	2,092.00CR	7,960.10	8,259.13
680-11500 MM INVESTMENT	0.00	0.00	0.00	0.00	0.00
FUND 680 TOTAL	8,602.10	1,450.00	2,092.00CR	7,960.10	8,259.13
LOCAL BORDER SERV GRAN					
750-10000 LOCAL BORDER SER	0.00	0.00	0.00	0.00	0.00
750-11500 MM INVESTMENT	0.00	0.00	0.00	0.00	0.00
FUND 750 TOTAL	0.00	0.00	0.00	0.00	0.00
LC HISTORICAL COMMISSION					
775-10000 L.C. HISTORICAL	8,265.95	20.24	880.00CR	7,406.19	7,898.72
775-11500 MM INVESTMENT	45,000.00	0.00	0.00	45,000.00	45,000.00
FUND 775 TOTAL	53,265.95	20.24	880.00CR	52,406.19	52,898.72
REPORT TOTALS	11,803,537.75	10,292,170.18	5,897,215.50CR	16,198,492.43	14,437,908.36

\*L.C. Ambulance Rescue Service Fund 121 Total and the Report Total include Ambulance's Assets and Accum. Depreciation