

## Election Reconciliation - Official Totals

County LAVACA

Election Name REPUBLICAN PRIMARY RUNOFF

Registered Voters 13,889


Election Date 5.24.22

1. Voters <small>(from election rosters and lists)</small>	
A. Early voting in person voters	735
B. Election day in person voters	1,194
C. Mail ballot voters	238
D. Provisional ballots submitted	0
E. Total voters (A+B+C+D)	2,167

2. Rejected ballots	
F. Mail ballots rejected	0
G. Provisional ballots rejected	0
H. Total ballots rejected (F+G)	0

3. Counted ballots <small>(from tabulation software)</small>	
I. Early voting ballots counted	735
J. Election day ballots counted	1,194
K. Mail ballots counted	238
L. Provisional ballots counted	0
M. Total ballots counted (I+J+K+L)	2,167

4. Comparison of voters and counted ballots	
N. Difference between voters and ballots (E-H-M)	<u>0</u>
O. Difference as percentage of voters (N+(E-H)*100)	<u>0</u> %
P. Explanation for difference, if any	

5. Attestation		
Q. "I certify that the information contained in this document accurately reflects the official reconciliation of votes and voters from the above stated election"		
 Presiding judge signature	<u>Dorothy S. Henke</u> Print name	<u>06/01/22</u> Date

6. Mail ballots	
R. Mail ballots sent	297
S. Mail ballots not returned by voter	58
T. Mail ballots surrendered	1

7. Provisional ballots	
U. Provisional ballots deemed incomplete	0

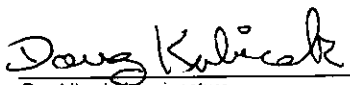
## Election Reconciliation - Official Totals

County LAVACA  
 Registered Voters 13,889

Election Name DEMOCRATIC PRIMARY RUNOFF  
 Election Date 5.24.22

1. Voters <small>(from election rosters and lists)</small>		2. Rejected ballots		3. Counted ballots <small>(as reported by RABs)</small>	
A. Early voting in person voters	22			I. Early voting ballots counted	22
B. Election day in person voters	22			J. Election day ballots counted	22
C. Mail ballot voters	97	F. Mail ballots rejected	1	K. Mail ballots counted	96
D. Provisional ballots submitted	0	G. Provisional ballots rejected	0	L. Provisional ballots counted	0
E. Total voters (A+B+C+D)	141	H. Total ballots rejected (F+G)	1	M. Total ballots counted (I+J+K+L)	140

4. Comparison of voters and counted ballots	
N. Difference between voters and ballots (E-H-M)	1
O. Difference as percentage of voters (N+(E-H)*100)	_____ %
P. Explanation for difference, if any	1 BALLOT BY MAIL WAS REJECTED

5. Attestation		
Q. "I certify that the information contained in this document accurately reflects the official reconciliation of votes and voters from the above stated election"		
 Presiding judge signature	Doug Kubicek Print name	6/1/2022 Date

6. Mail ballots	
R. Mail ballots sent	147
S. Mail ballots not returned by voter	50
T. Mail ballots surrendered	0

7. Provisional ballots	
U. Provisional ballots deemed incomplete	0

**CANVASS OF GENERAL ELECTION**

I, Cheryl Thompson-Draper Chairman  
(name) (office)  
of Lavaca County, Texas, met with the Republican Party  
(political subdivision holding election) (body acting as canvassing board)  
sitting as the canvassing board to canvass the <sup>Run Off</sup> ~~general~~ election of May 24, 20 22  
on June 2, 20 22 at Lavaca County Annex Texas.

I certify that the figures on the tally sheets correspond with the figures on the returns.

Witness my hand this 2 day of June, 20 22.


Cheryl Thompson-Draper  
Presiding Officer of Canvassing Authority

**CANVASS OF GENERAL ELECTION**

I, Carroll Scogin-Brincefield Chairman  
(name) (office)  
of Lavaca County, Texas, met with the Democrat  
(political subdivision holding election) (body acting as canvassing board)  
sitting as the canvassing board to canvass the <sup>Runoff</sup> ~~general~~ election of May 24, 20 22  
on June 2<sup>nd</sup>, 20 22 at Hallettsville Texas.

I certify that the figures on the tally sheets correspond with the figures on the returns.

Witness my hand this 2<sup>nd</sup> day of June, 20 22.

  
Presiding Officer of Canvassing Authority

**Statistics**

	TOTAL	Absentee	Early Voting	Election Day
Registered Voters - Total	13,889			
Ballots Cast - Total	2,307	334	757	1,216
Ballots Cast - Republican Party	2,167	238	735	1,194
Ballots Cast - Democratic Party	140	96	22	22

Summary Results Report  
May 24, 2022

OFFICIAL RESULTS  
Lavaca County

**REP Attorney General**

Vote For 1

	TOTAL	VOTE %	Absentee	Early Voting	Election Day
Ken Paxton	1,555	73.84%	167	545	843
George P. Bush	551	26.16%	68	160	323

**REP Comm General Land Office**

Vote For 1

	TOTAL	VOTE %	Absentee	Early Voting	Election Day
Tim Westley	784	42.20%	99	251	434
Dawn Buckingham	1,074	57.80%	119	362	593

**REP Railroad Commissioner**

Vote For 1

	TOTAL	VOTE %	Absentee	Early Voting	Election Day
Sarah Stogner	756	39.09%	67	238	451
Wayne Christian	1,178	60.91%	151	399	628

**REP County Commissioner Pct 2**

Vote For 1

	TOTAL	VOTE %	Absentee	Early Voting	Election Day
Steven Jurena	334	45.50%	30	91	213
Wayne Faircloth	400	54.50%	36	153	211

**REP JOP Pct 1**

Vote For 1

	TOTAL	VOTE %	Absentee	Early Voting	Election Day
Steven E. Greenwell	363	52.38%	28	184	151
James Whited	330	47.62%	32	160	138

**REP Precinct Chair 101**

Vote For 1

	TOTAL	VOTE %	Absentee	Early Voting	Election Day
Debbie Hopper	30	10.38%	8	14	8
Carol Migl Rother	259	89.62%	22	136	101

**REP Precinct Chair 102**

Vote For 1

	TOTAL	VOTE %	Absentee	Early Voting	Election Day
Mary L Bright	69	29.49%	12	29	28
Ann Miller	165	70.51%	3	83	79

**REP Precinct Chair 119**

Vote For 1

	TOTAL	VOTE %	Absentee	Early Voting	Election Day
Kristen McGaughey	21	14.19%	3	10	8
Jerry Tanner	23	15.54%	1	18	4
Thomas Foyt	33	22.30%	4	18	11
Tammy Koerth	71	47.97%	6	27	38

Summary Results Report  
May 24, 2022

OFFICIAL RESULTS  
Lavaca County

**REP Precinct Chair 208**

Vote For 1

	TOTAL	VOTE %	Absentee	Early Voting	Election Day
David Halata Jr.	172	81.90%	9	59	104
Paul Yamarick	38	18.10%	1	16	21

**REP Precinct Chair 223**

Vote For 1

	TOTAL	VOTE %	Absentee	Early Voting	Election Day
Donna Perez	132	60.55%	12	22	98
John Cinadr	86	39.45%	7	15	64

**REP Precinct Chair 231**

Vote For 1

	TOTAL	VOTE %	Absentee	Early Voting	Election Day
Matthew A. Jirkovsky	175	66.54%	17	80	78
Steve Lee	88	33.46%	14	36	38

**REP Precinct Chair 311**

Vote For 1

	TOTAL	VOTE %	Absentee	Early Voting	Election Day
Anthony Harper	67	72.83%	8	13	46
Carroll Sharp	25	27.17%	2	8	15

**REP Precinct Chair 329**

Vote For 1

	TOTAL	VOTE %	Absentee	Early Voting	Election Day
Robert "Skeeter" Pustka	97	61.78%	12	20	65
Kathleen Leininger	26	16.56%	7	6	13
Amy Bishop	34	21.66%	3	5	26

**REP Precinct Chair 416**

Vote For 1

	TOTAL	VOTE %	Absentee	Early Voting	Election Day
Robert Loudon	47	60.26%	1	13	33
Judy Garmon	31	39.74%	3	11	17

**REP Precinct Chair 430**

Vote For 1

	TOTAL	VOTE %	Absentee	Early Voting	Election Day
Jordan Sluka	94	50.54%	9	15	70
Tim Faulkner	92	49.46%	21	7	64

**DEM Lieutenant Governor**

Vote For 1

	TOTAL	VOTE %	Absentee	Early Voting	Election Day
Mike Collier	91	66.91%	70	11	10
Michelle Beckley	45	33.09%	25	11	9

Summary Results Report  
May 24, 2022

**DEM Attorney General**

Vote For 1

	TOTAL	VOTE %	Absentee	Early Voting	Election Day
Rochelle Mercedes Garza	55	39.57%	28	12	15
Joe Jaworski	84	60.43%	68	10	6

**DEM Comptroller of Public Accounts**

Vote For 1

	TOTAL	VOTE %	Absentee	Early Voting	Election Day
Janet T. Dudding	113	81.88%	81	18	14
Angel Luis Vega	25	18.12%	15	4	6

**DEM Comm General Land Office**

Vote For 1

	TOTAL	VOTE %	Absentee	Early Voting	Election Day
Jay Kleberg	100	72.99%	76	13	11
Sandragrace Martinez	37	27.01%	18	9	10