

Election Reconciliation - Official Totals


County Lavaca County Election Name Entity Election
 Registered Voters 4,931 Election Date 05/06/2023

1. Voters	
A. Early voting in person voters	440
B. Election day in person voters	304
C. Mail ballot voters	119
D. Provisional ballots submitted	0
E. Total voters (A+B+C+D)	863

2. Rejected ballots	
F. Mail ballots rejected	1
G. Provisional ballots rejected	0
H. Total ballots rejected (F+G)	1

3. Counted ballots	
I. Early voting ballots counted	440
J. Election day ballots counted	304
K. Mail ballots counted	118
L. Provisional ballots counted	0
M. Total ballots counted (I+J+K+L)	862

4. Comparison of voters and counted ballots	
N. Difference between voters and ballots (E-H-M)	0
O. Difference as percentage of voters (N+(E-H)*100)	0 %
P. Explanation for difference, if any	

5. Attestation		
Q. "I certify that the information contained in this document accurately reflects the official reconciliation of votes and voters from the above stated election"		
 Presiding judge signature	Douglas Kubicek Print name	05/12/2023 Date

6. Mail ballots	
R. Mail ballots sent	149
S. Mail ballots not returned by voter	28
T. Mail ballots surrendered	2

7. Provisional ballots	
U. Provisional ballots deemed incomplete	0

Election Reconciliation - Official Totals


County Lavaca County Election Name City of Shiner
 Registered Voters 1,474 Election Date 05/06/2023

1. Voters	
A. Early voting in person voters	116
B. Election day in person voters	106
C. Mail ballot voters	43
D. Provisional ballots submitted	0
E. Total voters (A+B+C+D)	265

2. Rejected ballots	
F. Mail ballots rejected	1
G. Provisional ballots rejected	0
H. Total ballots rejected (F+G)	1

3. Counted ballots	
I. Early voting ballots counted	116
J. Election day ballots counted	106
K. Mail ballots counted	42
L. Provisional ballots counted	0
M. Total ballots counted (I+J+K+L)	264

4. Comparison of voters and counted ballots	
N. Difference between voters and ballots (E-H-M)	0 _____
O. Difference as percentage of voters (N+(E-H)*100)	0 _____ %
P. Explanation for difference, if any	

5. Attestation		
Q. "I certify that the information contained in this document accurately reflects the official reconciliation of votes and voters from the above stated election"		
 Presiding judge signature	Douglas Kubicek Print name	05/12/2023 Date

6. Mail ballots	
R. Mail ballots sent	47
S. Mail ballots not returned by voter	4
T. Mail ballots surrendered	0


7. Provisional ballots	
U. Provisional ballots deemed incomplete	0

Election Reconciliation - Official Totals

County Lavaca County Election Name Shiner ISD
 Registered Voters 2,834 Election Date 05/06/2023

1. Voters		2. Rejected ballots		3. Counted ballots	
A. Early voting in person voters	168			I. Early voting ballots counted	186
B. Election day in person voters	170			J. Election day ballots counted	181
C. Mail ballot voters	26	F. Mail ballots rejected	0	K. Mail ballots counted	27
D. Provisional ballots submitted	0	G. Provisional ballots rejected	0	L. Provisional ballots counted	0
E. Total voters (A+B+C+D)	364	H. Total ballots rejected (F+G)	0	M. Total ballots counted (I+J+K+L)	394

4. Comparison of voters and counted ballots	
N. Difference between voters and ballots (E-H-M)	-30
O. Difference as percentage of voters (N+(E-H)*100)	0 %
P. Explanation for difference, if any	<p style="margin: 0;">1 Absentee Voter, 18 Early Voters, 11 Election Day Voters all are valid registered voters in Gonzales County that are within Shiner ISD School District.</p>

5. Attestation		
Q. "I certify that the information contained in this document accurately reflects the official reconciliation of votes and voters from the above stated election"		
 Presiding judge signature	Douglas Kubicek Print name	05/12/2023 Date

6. Mail ballots	
R. Mail ballots sent	39
S. Mail ballots not returned by voter	12
T. Mail ballots surrendered	0

7. Provisional ballots	
U. Provisional ballots deemed incomplete	0

Election Reconciliation - Official Totals

County Lavaca County

Election Name City of Hallettsville

Registered Voters 1,556


Election Date 05/06/2023

1. Voters	
A. Early voting in person voters	169
B. Election day in person voters	81
C. Mail ballot voters	36
D. Provisional ballots submitted	0
E. Total voters (A+B+C+D)	286

2. Rejected ballots	
F. Mail ballots rejected	0
G. Provisional ballots rejected	0
H. Total ballots rejected (F+G)	0

3. Counted ballots	
I. Early voting ballots counted	169
J. Election day ballots counted	81
K. Mail ballots counted	36
L. Provisional ballots counted	0
M. Total ballots counted (I+J+K+L)	286

4. Comparison of voters and counted ballots	
N. Difference between voters and ballots (E-H-M)	0
O. Difference as percentage of voters (N+(E-H)*100)	0 %
P. Explanation for difference, if any	

5. Attestation		
Q. "I certify that the information contained in this document accurately reflects the official reconciliation of votes and voters from the above stated election"		
 Presiding judge signature	<u>Douglas Kubicek</u> Print name	<u>05/12/2023</u> Date

6. Mail ballots	
R. Mail ballots sent	43
S. Mail ballots not returned by voter	5
T. Mail ballots surrendered	2

7. Provisional ballots	
U. Provisional ballots deemed incomplete	0

Election Reconciliation - Official Totals

County Lavaca County

Election Name City of Moulton

Registered Voters 541


Election Date 05/06/2023

1. Voters	
A. Early voting in person voters	85
B. Election day in person voters	42
C. Mail ballot voters	13
D. Provisional ballots submitted	0
E. Total voters (A+B+C+D)	140

2. Rejected ballots	
F. Mail ballots rejected	0
G. Provisional ballots rejected	0
H. Total ballots rejected (F+G)	0

3. Counted ballots	
I. Early voting ballots counted	85
J. Election day ballots counted	42
K. Mail ballots counted	13
L. Provisional ballots counted	0
M. Total ballots counted (I+J+K+L)	140

4. Comparison of voters and counted ballots	
N. Difference between voters and ballots (E-H-M)	0
O. Difference as percentage of voters (N+(E-H)*100)	0 %
P. Explanation for difference, if any	

5. Attestation		
Q. "I certify that the information contained in this document accurately reflects the official reconciliation of votes and voters from the above stated election"		
 Presiding judge signature	<u>Douglas Kubicek</u> Print name	<u>05/12/2023</u> Date

6. Mail ballots	
R. Mail ballots sent	20
S. Mail ballots not returned by voter	7
T. Mail ballots surrendered	0

7. Provisional ballots	
U. Provisional ballots deemed incomplete	0

Summary Results Report
 Entity Election
 May 6, 2023

UNOFFICIAL RESULTS
 Lavaca County

For Alderman, Place Number 2 Hallettsville

Vote For 1

	TOTAL	VOTE %	Absentee	Early Voting	Election Day
Audrey Vaclavik Barrera	218	100.00%	27	129	62

For Alderman, Place Number 5 Hallettsville

Vote For 1

	TOTAL	VOTE %	Absentee	Early Voting	Election Day
Billy Barrera	210	100.00%	25	123	62

For Mayor Hallettsville

Vote For 1

	TOTAL	VOTE %	Absentee	Early Voting	Election Day
Gordon G. Clark	27	9.47%	5	15	7
Cindy Renken	79	27.72%	14	44	21
Alice Jo Summers	179	62.81%	17	110	52

Mayor Moulton

Vote For 1

	TOTAL	VOTE %	Absentee	Early Voting	Election Day
Donald Wagner	47	33.57%	4	28	15
Mark Zimmerman	93	66.43%	9	57	27

Councilmember Place 1 Moulton

Vote For 1

	TOTAL	VOTE %	Absentee	Early Voting	Election Day
Adam Nieto	115	100.00%	11	68	36

Councilmember Place 2 Moulton

Vote For 1

	TOTAL	VOTE %	Absentee	Early Voting	Election Day
Kelley Moeller	97	100.00%	8	60	29

Councilmember Place 3 Moulton

Vote For 1

	TOTAL	VOTE %	Absentee	Early Voting	Election Day
Roberta Mejias	121	100.00%	11	72	38

Mayor Shiner

Vote For 1

	TOTAL	VOTE %	Absentee	Early Voting	Election Day
Fred Henry Hilscher	236	100.00%	40	105	91

Councilpersons Shiner

Vote For 2

	TOTAL	VOTE %	Absentee	Early Voting	Election Day
Wayne Denson	102	23.67%	10	45	47
Gregory D. Murrile	123	28.54%	13	62	48
David Schroeder	206	47.80%	33	87	86

Summary Results Report
 Entity Election
 May 6, 2023

UNOFFICIAL RESULTS
 Lavaca County

Councilperson Shiner
 Vote For 1

	TOTAL	VOTE %	Absentee	Early Voting	Election Day
August John Jaehne	235	100.00%	40	101	94

TRUSTEE PLACE 2 Shiner
 Vote For 1

	TOTAL	VOTE %	Absentee	Early Voting	Election Day
Tommy Schuette	366	100.00%	57	158	151

TRUSTEE PLACE 4 Shiner
 Vote For 1

	TOTAL	VOTE %	Absentee	Early Voting	Election Day
Michelle Werner-Mendel	241	58.50%	40	104	97
Brandon S. Siegel	171	41.50%	28	73	70

TRUSTEE PLACE 5 Shiner
 Vote For 1

	TOTAL	VOTE %	Absentee	Early Voting	Election Day
Bucky Boehm	379	100.00%	65	159	155

PROPOSITION Shiner
 Vote For 1

	TOTAL	VOTE %	Absentee	Early Voting	Election Day
FOR	278	64.65%	35	130	113
AGAINST	152	35.35%	32	54	66

Proposition Shiner
 Vote For 1

	TOTAL	VOTE %	Absentee	Early Voting	Election Day
FOR	169	64.26%	24	71	74
AGAINST	94	35.74%	18	45	31

Summary Results Report
 Shiner ISD
 May 6, 2023

UNOFFICIAL RESULTS
 Lavaca County

TRUSTEE PLACE 2 Shiner

Vote For 1

	TOTAL	VOTE %	Absentee	Early Voting	Election Day
Tommy Schuette	366	100.00%	57	158	151

TRUSTEE PLACE 4 Shiner

Vote For 1

	TOTAL	VOTE %	Absentee	Early Voting	Election Day
Michelle Werner-Mendel	241	58.50%	40	104	97
Brandon S. Siegel	171	41.50%	28	73	70

TRUSTEE PLACE 5 Shiner

Vote For 1

	TOTAL	VOTE %	Absentee	Early Voting	Election Day
Bucky Boehm	379	100.00%	65	159	155

PROPOSITION Shiner

Vote For 1

	TOTAL	VOTE %	Absentee	Early Voting	Election Day
FOR	278	64.65%	35	130	113
AGAINST	152	35.35%	32	54	66

Summary Results Report
 City of Shiner
 May 6, 2023

UNOFFICIAL RESULTS
 Lavaca County

Mayor Shiner

Vote For 1

	TOTAL	VOTE %	Absentee	Early Voting	Election Day
Fred Henry Hilscher	236	100.00%	40	105	91

Councilpersons Shiner

Vote For 2

	TOTAL	VOTE %	Absentee	Early Voting	Election Day
Wayne Denson	102	23.67%	10	45	47
Gregory D. Murrile	123	28.54%	13	62	48
David Schroeder	206	47.80%	33	87	86

Councilperson Shiner

Vote For 1

	TOTAL	VOTE %	Absentee	Early Voting	Election Day
August John Jaehne	235	100.00%	40	101	94

Proposition Shiner

Vote For 1

	TOTAL	VOTE %	Absentee	Early Voting	Election Day
FOR	169	64.26%	24	71	74
AGAINST	94	35.74%	18	45	31

Summary Results Report
 City of Moulton
 May 6, 2023

UNOFFICIAL RESULTS
 Lavaca County

Mayor Moulton
 Vote For 1

	TOTAL	VOTE %	Absentee	Early Voting	Election Day
Donald Wagner	47	33.57%	4	28	15
Mark Zimmerman	93	66.43%	9	57	27

Councilmember Place 1 Moulton
 Vote For 1

	TOTAL	VOTE %	Absentee	Early Voting	Election Day
Adam Nieto	115	100.00%	11	68	36

Councilmember Place 2 Moulton
 Vote For 1

	TOTAL	VOTE %	Absentee	Early Voting	Election Day
Kelley Moeller	97	100.00%	8	60	29

Councilmember Place 3 Moulton
 Vote For 1

	TOTAL	VOTE %	Absentee	Early Voting	Election Day
Roberta Mejias	121	100.00%	11	72	38

Summary Results Report
City of Hallettsville
May 6, 2023

UNOFFICIAL RESULTS
Lavaca County

For Alderman, Place Number 2 Hallettsville

Vote For 1

	TOTAL	VOTE %	Absentee	Early Voting	Election Day
Audrey Vaclavik Barrera	218	100.00%	27	129	62

For Alderman, Place Number 5 Hallettsville

Vote For 1

	TOTAL	VOTE %	Absentee	Early Voting	Election Day
Billy Barrera	210	100.00%	25	123	62

For Mayor Hallettsville

Vote For 1

	TOTAL	VOTE %	Absentee	Early Voting	Election Day
Gordon G. Clark	27	9.47%	5	15	7
Cindy Renken	79	27.72%	14	44	21
Alice Jo Summers	179	62.81%	17	110	52