



THE MATTER OF COUNTY FINANCES
IN THE HANDS OF TAMMY KOERTH
TREASURER OF LAVACA COUNTY


IN ACCORDANCE with Section 114.026 Local Government Code, we, the undersigned, constituting, the entire Commissioners' Court of said County, certify that on the 10TH day of MARCH, 2026, at the regular term of court, we compared and examined the monthly report of Tammy Koerth, Treasurer of Lavaca County, Texas, for FEBRUARY 28th, 2026, and finding the same correct, entered an order in the minutes approving said report stating total cash and other assets on hand as \$41,414,971.65. Said report filed for record this 10th day of MARCH 2026.



Keith Mudd, County Judge


Edward Pustka, Commissioner Pct#1


F. Wayne Faircloth, Commissioner Pct#2


Kenny Siegel, Commissioner Pct#3


Dennis W. Kocjan, Commissioner Pct#4



SWORN TO AND SUBSCRIBED BEFORE ME, by Keith Mudd, County Judge, and County Commissioners of said Lavaca County, each respectively, on this the 10TH day of MARCH 2026.


Attested: Barbara K. Steffek, County Clerk



LAVACA COUNTY

**REPORT OF THE COUNTY TREASURER
FOR THE MONTH ENDING FEBRUARY 28, 2026**

**PEOPLES STATE BANK
LAVACA COUNTY**

LAVACA COUNTY CLEARING ACCOUNTS

LAVACA COUNTY PAYROLL ----- \$ 399,349.01
LAVACA COUNTY ACCOUNTS PAYABLE ----- \$ 556,655.41
LAVACA COUNTY TEX NET ----- \$ 213,043.77

LAVACA COUNTY OPERATING ACCOUNTS

LAVACA COUNTY ROAD & BRIDGE ----- \$ 17,564,498.82
LAVACA COUNTY GENERAL ----- \$ 23,599,337.67


LAVACA COUNTY SPECIAL FUNDS ACCOUNTS

LAVACA COUNTY LAW LIBRARY ----- \$ 136,668.42
LAVACA COUNTY ATTY CHECK COLLECTION ---- \$ 11,911.67
LAVACA COUNTY HISTORICAL COMMISSION ---- \$ 97,628.02
LAVACA COUNTY COVID RECOVERY ----- \$ 0

LAVACA COUNTY CLERK DRAW DOWN ACCOUNT

LAVACA COUNTY CLERK DRAW DOWN ACCOUNT----- \$ 4,927.05

The above amounts were a deposit in Peoples State Bank on FEBRUARY 28, 2026. These amounts are true and correct to the best of my knowledge.



Tammy Koerth, Lavaca County Treasurer

DATES: 2/01/2026- 2/28/2026

		BEGINNING	TOTAL	TOTAL	ENDING	AVERAGE
		BALANCE	DEBITS	CREDITS	BALANCE	DAILY
						BALANCE
GENERAL FUND						
100-10000	GENERAL FUND	14,319,883.51	5,388,903.74	1,224,384.57CR	18,484,402.68	14,919,291.00
100-11500	MM INVESTMENT	0.00	0.00	0.00	0.00	0.00
FUND 100 TOTAL		14,319,883.51	5,388,903.74	1,224,384.57CR	18,484,402.68	14,919,291.00
287G - FEDERAL PROGRAM						
113-10000	287-G FEDERAL GR	220,620.78	472.22	0.00	221,093.00	220,637.65
FUND 113 TOTAL		220,620.78	472.22	0.00	221,093.00	220,637.65
COUNTY ATTY SEIZURE						
115-10000	COUNTY ATTORNEY	9,380.50	20.08	0.00	9,400.58	9,381.22
115-11500	MM INVESTMENT	0.00	0.00	0.00	0.00	0.00
FUND 115 TOTAL		9,380.50	20.08	0.00	9,400.58	9,381.22
SHERIFF SEIZURE FUND						
116-10000	SHERIFF SEIZURE	9,485.41	20.30	0.00	9,505.71	9,486.14
116-11500	MM INVESTMENT	0.00	0.00	0.00	0.00	0.00
FUND 116 TOTAL		9,485.41	20.30	0.00	9,505.71	9,486.14
ABANDONED MOTOR VEHICLE						
117-10000	ABANDONED MOTOR	17,657.89	6,267.75	1,859.87CR	22,065.77	20,024.40
117-11500	MM INVESTMENT	0.00	0.00	0.00	0.00	0.00
FUND 117 TOTAL		17,657.89	6,267.75	1,859.87CR	22,065.77	20,024.40
APPELLATE JUDICIAL SYSTEM						
118-10000	APPELLATE JUDICI	1,967.98	120.00	0.00	2,087.98	2,023.69
118-11500	MM INVESTMENT	0.00	0.00	0.00	0.00	0.00
FUND 118 TOTAL		1,967.98	120.00	0.00	2,087.98	2,023.69
UNCLAIMED FUNDS						
119-10000	UNCLAIMED FUNDS	5,307.66	11.36	0.00	5,319.02	5,308.07
119-11500	MM INVESTMENT	0.00	0.00	0.00	0.00	0.00
FUND 119 TOTAL		5,307.66	11.36	0.00	5,319.02	5,308.07

		BEGINNING BALANCE	TOTAL DEBITS	TOTAL CREDITS	ENDING BALANCE	AVERAGE DAILY BALANCE
CA PRETRIAL INT 102.0121						
120-10000	CA PRETRIAL INT	127,416.55	1,974.52	861.95CR	128,529.12	127,972.01
120-11500	MM INVESTMENT	0.00	0.00	0.00	0.00	0.00
	FUND 120 TOTAL	127,416.55	1,974.52	861.95CR	128,529.12	127,972.01
AMBULANCE RESCUE SERVICE						
121-10000	AMBULANCE RESCUE	263,543.80CR	125,495.72	358,281.37CR	496,329.45CR	340,441.78CR
121-11500	MM INVESTMENT	0.00	0.00	0.00	0.00	0.00
121-11600	INTEREST RECEIVA	0.00	0.00	0.00	0.00	0.00
121-12161	LAND	22,609.00	0.00	0.00	22,609.00	22,609.00
	FUND 121 TOTAL	240,934.80CR	125,495.72	358,281.37CR	473,720.45CR	317,832.78CR
TASK FORCE INDIGENT DEFEN						
122-10000	TASK FORCE INDIG	27,732.14CR	0.00	0.00	27,732.14CR	27,732.14CR
122-11500	MM INVESTMENT	0.00	0.00	0.00	0.00	0.00
	FUND 122 TOTAL	27,732.14CR	0.00	0.00	27,732.14CR	27,732.14CR
OPIOID SETTLEMENT						
123-10000	OPIOID SETTLEMEN	33,348.91	71.38	0.00	33,420.29	33,351.46
	FUND 123 TOTAL	33,348.91	71.38	0.00	33,420.29	33,351.46
JUSTICE COURT BUILDING SE						
131-10000	JUSTICE COURT BU	6,940.13	40.63	0.00	6,980.76	6,956.28
131-11500	MM INVESTMENT	0.00	0.00	0.00	0.00	0.00
	FUND 131 TOTAL	6,940.13	40.63	0.00	6,980.76	6,956.28
JUSTICE COURT BUILDING SE						
132-10000	JUSTICE COURT BU	1,696.79	6.09	0.00	1,702.88	1,698.41
132-11500	MM INVESTMENT	0.00	0.00	0.00	0.00	0.00
	FUND 132 TOTAL	1,696.79	6.09	0.00	1,702.88	1,698.41
JUSTICE COURT BUILDING SE						
133-10000	JUSTICE COURT BU	2,013.85	14.13	0.00	2,027.98	2,019.95
133-11500	MM INVESTMENT	0.00	0.00	0.00	0.00	0.00
	FUND 133 TOTAL	2,013.85	14.13	0.00	2,027.98	2,019.95

DATES: 2/01/2026- 2/28/2026

		BEGINNING BALANCE	TOTAL DEBITS	TOTAL CREDITS	ENDING BALANCE	AVERAGE DAILY BALANCE
JUSTICE COURT BUILDING SE						
134-10000	JUSTICE COURT BU	12,763.60	53.09	0.00	12,816.69	12,780.19
134-11500	MM INVESTMENT	0.00	0.00	0.00	0.00	0.00
FUND 134 TOTAL		12,763.60	53.09	0.00	12,816.69	12,780.19
CC DIGITIZE/PRESERVE \$10						
136-10000	CC DIGITIZE/PRES	5,525.42	11.83	0.00	5,537.25	5,525.84
136-11500	MM INVESTMENT	0.00	0.00	0.00	0.00	0.00
FUND 136 TOTAL		5,525.42	11.83	0.00	5,537.25	5,525.84
DC DIGITIZE/PRESERVE \$10						
137-10000	DC DIGITIZE/PRES	30,505.31	65.29	0.00	30,570.60	30,507.64
137-11500	MM INVESTMENT	0.00	0.00	0.00	0.00	0.00
FUND 137 TOTAL		30,505.31	65.29	0.00	30,570.60	30,507.64
CC TECHNOLOGY FUND						
138-10000	CC TECHNOLOGY FU	289.05	9.75	0.00	298.80	291.97
138-11500	MM INVESTMENT	0.00	0.00	0.00	0.00	0.00
FUND 138 TOTAL		289.05	9.75	0.00	298.80	291.97
DC TECHNOLOGY FUND						
139-10000	DC TECHNOLOGY FU	2,970.60	30.41	0.00	3,001.01	2,985.11
139-11500	MM INVESTMENT	0.00	0.00	0.00	0.00	0.00
FUND 139 TOTAL		2,970.60	30.41	0.00	3,001.01	2,985.11
DC ARCHIVE FUND						
140-10000	DC ARCHIVE FUND	23,920.23	51.20	0.00	23,971.43	23,922.06
140-11500	MM INVESTMENT	0.00	0.00	0.00	0.00	0.00
FUND 140 TOTAL		23,920.23	51.20	0.00	23,971.43	23,922.06
JP1 TECHNOLOGY						
141-10000	JP 1 TECHNOLOGY	3,317.71	91.28	0.00	3,408.99	3,368.97
141-11500	MM INVESTMENT	0.00	0.00	0.00	0.00	0.00
FUND 141 TOTAL		3,317.71	91.28	0.00	3,408.99	3,368.97

DATES: 2/01/2026- 2/28/2026

		BEGINNING BALANCE	TOTAL DEBITS	TOTAL CREDITS	ENDING BALANCE	AVERAGE DAILY BALANCE
JP2 TECHNOLOGY						
142-10000	JP 2 TECHNOLOGY	1,633.26	11.51	0.00	1,644.77	1,638.24
142-11500	MM INVESTMENT	0.00	0.00	0.00	0.00	0.00
	FUND 142 TOTAL	1,633.26	11.51	0.00	1,644.77	1,638.24
JP3 TECHNOLOGY						
143-10000	JP 3 TECHNOLOGY	3,214.16	38.95	0.00	3,253.11	3,233.84
143-11500	MM INVESTMENT	0.00	0.00	0.00	0.00	0.00
	FUND 143 TOTAL	3,214.16	38.95	0.00	3,253.11	3,233.84
JP4 TECHNOLOGY						
144-10000	JP 4 TECHNOLOGY	13,318.35	113.43	0.00	13,431.78	13,370.82
144-11500	MM INVESTMENT	0.00	0.00	0.00	0.00	0.00
	FUND 144 TOTAL	13,318.35	113.43	0.00	13,431.78	13,370.82
RECORDS MGMT-CO CLERK						
145-10000	COUNTY CLERK REC	337,027.86	5,583.11	2,137.68CR	340,473.29	338,864.88
145-11500	MM INVESTMENT	0.00	0.00	0.00	0.00	0.00
	FUND 145 TOTAL	337,027.86	5,583.11	2,137.68CR	340,473.29	338,864.88
DISTRICT CLERK RECORDS MA						
146-10000	DISTRCT CLERK RE	45,941.34	855.55	0.00	46,796.89	46,282.77
146-11500	MM INVESTMENT	0.00	0.00	0.00	0.00	0.00
	FUND 146 TOTAL	45,941.34	855.55	0.00	46,796.89	46,282.77
JURY SERVICE FUND						
147-10000	JURY SERVICE FUN	9,305.03	4.00	0.00	9,309.03	9,307.46
147-11500	MM INVESTMENT	0.00	0.00	0.00	0.00	0.00
	FUND 147 TOTAL	9,305.03	4.00	0.00	9,309.03	9,307.46
FAMILY PROTECTION ACCOUNT						
148-10000	FAMILY PROTECTIO	19,614.94	41.98	0.00	19,656.92	19,616.44
148-11500	MM INVESTMENT	0.00	0.00	0.00	0.00	0.00
	FUND 148 TOTAL	19,614.94	41.98	0.00	19,656.92	19,616.44

		BEGINNING BALANCE	TOTAL DEBITS	TOTAL CREDITS	ENDING BALANCE	AVERAGE DAILY BALANCE
CHILD ABUSE PREVENT FUND						
149-10000	CHILD ABUSE PREV	2,458.19	5.26	0.00	2,463.45	2,458.38
149-11500	MM INVESTMENT	0.00	0.00	0.00	0.00	0.00
	FUND 149 TOTAL	2,458.19	5.26	0.00	2,463.45	2,458.38
RECORDS MANAGEMENT-COURTH						
155-10000	COURTHOUSE RECOR	9,532.91	20.40	0.00	9,553.31	9,533.64
155-11500	MM INVESTMENT	0.00	0.00	0.00	0.00	0.00
	FUND 155 TOTAL	9,532.91	20.40	0.00	9,553.31	9,533.64
ELECTION SERVICES FUND						
156-10000	ELECTION SERVICE	58,784.67	4,102.05	0.00	62,886.72	61,340.15
156-11500	MM INVESTMENT	0.00	0.00	0.00	0.00	0.00
	FUND 156 TOTAL	58,784.67	4,102.05	0.00	62,886.72	61,340.15
COURTHOUSE SECURITY						
165-10000	COURTHOUSE SECUR	147,115.96	1,070.36	0.00	148,186.32	147,509.08
165-11500	MM INVESTMENT	0.00	0.00	0.00	0.00	0.00
	FUND 165 TOTAL	147,115.96	1,070.36	0.00	148,186.32	147,509.08
RECORDS ARCHIVE						
166-10000	CC RECORDS ARCHI	278,446.97	5,103.45	1,013.04CR	282,537.38	280,537.39
166-11500	MM INVESTMENT	0.00	0.00	0.00	0.00	0.00
	FUND 166 TOTAL	278,446.97	5,103.45	1,013.04CR	282,537.38	280,537.39
LAW ENFORCE. TRAINING						
171-10000	LAW ENFORCEMENT	36,722.80	78.60	0.00	36,801.40	36,725.61
171-11500	MM INVESTMENT	0.00	0.00	0.00	0.00	0.00
	FUND 171 TOTAL	36,722.80	78.60	0.00	36,801.40	36,725.61
ROAD & BRIDGE EQUIPMENT						
172-10000	EMERGENCY APPROP	267,773.56	573.15	0.00	268,346.71	267,794.03
172-11500	MM INVESTMENT	0.00	0.00	0.00	0.00	0.00
	FUND 172 TOTAL	267,773.56	573.15	0.00	268,346.71	267,794.03

DATES: 2/01/2026- 2/28/2026

		BEGINNING BALANCE	TOTAL DEBITS	TOTAL CREDITS	ENDING BALANCE	AVERAGE DAILY BALANCE
WORKER'S COMPENSATION INS						
174-10000	WORKERS COMPENSA	57,693.07	123.49	0.00	57,816.56	57,697.48
174-11500	MM INVESTMENT	0.00	0.00	0.00	0.00	0.00
	FUND 174 TOTAL	57,693.07	123.49	0.00	57,816.56	57,697.48
AMBULANCE SERVICE GRANT F						
176-10000	AMBULANCE SERVIC	424,651.30	2,588.73	81,368.02CR	345,872.01	366,996.95
176-11500	MM INVESTMENT	0.00	0.00	0.00	0.00	0.00
	FUND 176 TOTAL	424,651.30	2,588.73	81,368.02CR	345,872.01	366,996.95
SB 22-RURAL LE GRANT						
192-10000	SB 22 - SHERIFF	294,306.81	629.94	0.00	294,936.75	294,329.31
192-11500	MM INVESTMENT	0.00	0.00	0.00	0.00	0.00
	FUND 192 TOTAL	294,306.81	629.94	0.00	294,936.75	294,329.31
SB 22 RURAL LE GRANT-ATTY						
193-10000	SB 22 - ATTY	295,632.79	595.75	17,296.66CR	278,931.88	290,375.96
193-11500	MM INVESTMENT	0.00	0.00	0.00	0.00	0.00
	FUND 193 TOTAL	295,632.79	595.75	17,296.66CR	278,931.88	290,375.96
CAP IMP-COUNTY BUILDINGS						
194-10000	CAP IMPROVEMENT	2,320,461.44	4,966.74	0.00	2,325,428.18	2,320,638.82
194-11500	MM INVESTMENT	0.00	0.00	0.00	0.00	0.00
	FUND 194 TOTAL	2,320,461.44	4,966.74	0.00	2,325,428.18	2,320,638.82
UNEMPLOYMENT FUND						
196-10000	UNEMPLOYMENT FUN	54,469.07	116.59	0.00	54,585.66	54,473.23
196-11500	MM INVESTMENT	0.00	0.00	0.00	0.00	0.00
	FUND 196 TOTAL	54,469.07	116.59	0.00	54,585.66	54,473.23
CAPITAL IMPROVEMENT						
197-10000	CAPITAL IMPROVEM	280,931.92	601.22	41.81CR	281,491.33	280,931.44
197-11500	MM INVESTMENT	0.00	0.00	0.00	0.00	0.00
	FUND 197 TOTAL	280,931.92	601.22	41.81CR	281,491.33	280,931.44

		BEGINNING	TOTAL	TOTAL	ENDING	AVERAGE
		BALANCE	DEBITS	CREDITS	BALANCE	DAILY
						BALANCE
TOBACCO SETTLEMENT FUND						
198-10000	TOBACCO SETTLEME	22,141.02	47.39	0.00	22,188.41	22,142.71
198-11500	MM INVESTMENT	0.00	0.00	0.00	0.00	0.00
	FUND 198 TOTAL	22,141.02	47.39	0.00	22,188.41	22,142.71
SPECIAL RESERVE FUND						
199-10000	SPECIAL RESERVE	192,952.15	413.00	0.00	193,365.15	192,966.90
199-11500	MM INVESTMENT	0.00	0.00	0.00	0.00	0.00
	FUND 199 TOTAL	192,952.15	413.00	0.00	193,365.15	192,966.90
ROAD & BRIDGE PCT1						
201-10000	ROAD & BRIDGE PC	3,892,926.46	46,793.81	58,351.75CR	3,881,368.52	3,893,845.54
201-11500	MM INVESTMENT	0.00	0.00	0.00	0.00	0.00
	FUND 201 TOTAL	3,892,926.46	46,793.81	58,351.75CR	3,881,368.52	3,893,845.54
ROAD & BRIDGE PCT2						
202-10000	ROAD & BRIDGE PC	2,451,081.88	42,075.46	56,836.29CR	2,436,321.05	2,451,025.82
202-11500	MM INVESTMENT	0.00	0.00	0.00	0.00	0.00
	FUND 202 TOTAL	2,451,081.88	42,075.46	56,836.29CR	2,436,321.05	2,451,025.82
ROAD & BRIDGE PCT3						
203-10000	ROAD & BRIDGE PC	890,659.04	35,347.45	128,006.42CR	798,000.07	871,596.44
203-11500	MM INVESTMENT	0.00	0.00	0.00	0.00	0.00
	FUND 203 TOTAL	890,659.04	35,347.45	128,006.42CR	798,000.07	871,596.44
ROAD & BRIDGE PCT4						
204-10000	ROAD & BRIDGE PC	1,680,902.13	43,188.79	41,833.93CR	1,682,256.99	1,686,290.53
204-11500	MM INVESTMENT	0.00	0.00	0.00	0.00	0.00
	FUND 204 TOTAL	1,680,902.13	43,188.79	41,833.93CR	1,682,256.99	1,686,290.53
RIGHT-OF-WAY FUND						
250-10000	RIGHT OF WAY FUN	14,960.89	36.90	0.00	14,997.79	14,962.21
250-11500	MM INVESTMENT	0.00	0.00	0.00	0.00	0.00
	FUND 250 TOTAL	14,960.89	36.90	0.00	14,997.79	14,962.21

		BEGINNING BALANCE	TOTAL DEBITS	TOTAL CREDITS	ENDING BALANCE	AVERAGE DAILY BALANCE
R&B PCT1 PROP & BUILDING						
261-10000	PCT 1 PROPERTY &	0.00	0.00	0.00	0.00	0.00
261-11500	MM INVESTMENT	0.00	0.00	0.00	0.00	0.00
	FUND 261 TOTAL	0.00	0.00	0.00	0.00	0.00
R&B PCT2 PROP & BUILDING						
262-10000	PCT 2 PROPERTY &	43,375.28	106.97	0.00	43,482.25	43,379.10
262-11500	MM INVESTMENT	0.00	0.00	0.00	0.00	0.00
	FUND 262 TOTAL	43,375.28	106.97	0.00	43,482.25	43,379.10
R&B PCT3 PROP & BUILDING						
263-10000	PCT 3 PROPERTY &	0.00	0.00	0.00	0.00	0.00
263-11500	MM INVESTMENT	0.00	0.00	0.00	0.00	0.00
	FUND 263 TOTAL	0.00	0.00	0.00	0.00	0.00
R&B PCT4 PROP & BUILDING						
264-10000	PCT 4 PROPERTY &	118,817.52	293.02	0.00	119,110.54	118,827.99
264-11500	MM INVESTMENT	0.00	0.00	0.00	0.00	0.00
	FUND 264 TOTAL	118,817.52	293.02	0.00	119,110.54	118,827.99
R&B EQUIPMENT #1						
271-10000	R&B EQUIPMENT PC	249,148.55	0.00	0.00	249,148.55	249,148.55
271-11500	MM INVESTMENT	0.00	0.00	0.00	0.00	0.00
	FUND 271 TOTAL	249,148.55	0.00	0.00	249,148.55	249,148.55
R&B EQUIPMENT #2						
272-10000	R&B EQUIPMENT PC	178,877.35	0.00	0.00	178,877.35	178,877.35
272-11500	MM INVESTMENT	0.00	0.00	0.00	0.00	0.00
	FUND 272 TOTAL	178,877.35	0.00	0.00	178,877.35	178,877.35
R&B EQUIPMENT #3						
273-10000	R&B EQUIPMENT PC	58,200.96	950.00	0.00	59,150.96	58,302.75
273-11500	MM INVESTMENT	0.00	0.00	0.00	0.00	0.00
	FUND 273 TOTAL	58,200.96	950.00	0.00	59,150.96	58,302.75

		BEGINNING BALANCE	TOTAL DEBITS	TOTAL CREDITS	ENDING BALANCE	AVERAGE DAILY BALANCE
R&B EQUIPMENT #4						
274-10000	R&B EQUIPMENT PC	329,486.77	0.00	0.00	329,486.77	329,486.77
274-11500	MM INVESTMENT	0.00	0.00	0.00	0.00	0.00
FUND 274 TOTAL		329,486.77	0.00	0.00	329,486.77	329,486.77
FMR PCT #1						
301-10000	FMR PCT 1	1,919,852.84	337,157.64	85,450.60CR	2,171,559.88	1,929,715.80
301-11500	MM INVESTMENT	0.00	0.00	0.00	0.00	0.00
FUND 301 TOTAL		1,919,852.84	337,157.64	85,450.60CR	2,171,559.88	1,929,715.80
FMR PCT #2						
302-10000	FMR PCT 2	1,515,464.66	349,333.19	123,265.99CR	1,741,531.86	1,544,752.41
302-11500	MM INVESTMENT	0.00	0.00	0.00	0.00	0.00
FUND 302 TOTAL		1,515,464.66	349,333.19	123,265.99CR	1,741,531.86	1,544,752.41
FMR PCT #3						
303-10000	FMR PCT 3	567,514.21	268,595.99	46,555.67CR	789,554.53	590,116.79
303-11500	MM INVESTMENT	0.00	0.00	0.00	0.00	0.00
FUND 303 TOTAL		567,514.21	268,595.99	46,555.67CR	789,554.53	590,116.79
FMR PCT #4						
304-10000	FMR PCT 4	2,679,156.23	220,896.38	38,891.61CR	2,861,161.00	2,702,210.23
304-11500	MM INVESTMENT	0.00	0.00	0.00	0.00	0.00
FUND 304 TOTAL		2,679,156.23	220,896.38	38,891.61CR	2,861,161.00	2,702,210.23
LATERAL ROAD PCT #1						
401-10000	LATERAL ROAD PCT	53,816.75	0.00	0.00	53,816.75	53,816.75
401-11500	MM INVESTMENT	0.00	0.00	0.00	0.00	0.00
FUND 401 TOTAL		53,816.75	0.00	0.00	53,816.75	53,816.75
LATERAL ROAD PCT #2						
402-10000	LATERAL ROAD PCT	80,781.58	0.00	0.00	80,781.58	80,781.58
402-11500	MM INVESTMENT	0.00	0.00	0.00	0.00	0.00
FUND 402 TOTAL		80,781.58	0.00	0.00	80,781.58	80,781.58

		BEGINNING BALANCE	TOTAL DEBITS	TOTAL CREDITS	ENDING BALANCE	AVERAGE DAILY BALANCE
LATERAL ROAD PCT #3						
403-10000	LATERAL ROAD PCT	56,332.52	0.00	0.00	56,332.52	56,332.52
403-11500	MM INVESTMENT	0.00	0.00	0.00	0.00	0.00
	FUND 403 TOTAL	56,332.52	0.00	0.00	56,332.52	56,332.52
LATERAL ROAD PCT #4						
404-10000	LATERAL ROAD PCT	17,559.86	0.00	0.00	17,559.86	17,559.86
404-11500	MM INVESTMENT	0.00	0.00	0.00	0.00	0.00
	FUND 404 TOTAL	17,559.86	0.00	0.00	17,559.86	17,559.86
SERIES 2012 JAIL I & S						
611-10000	SERIES 2012 JAIL	0.00	0.00	0.00	0.00	0.00
611-11500	MM INVESTMENT	0.00	0.00	0.00	0.00	0.00
	FUND 611 TOTAL	0.00	0.00	0.00	0.00	0.00
L.C. LAW LIBRARY						
625-10000	L.C. LAW LIBRARY	135,932.49	1,188.83	452.90CR	136,668.42	136,011.45
625-11500	MM INVESTMENT	0.00	0.00	0.00	0.00	0.00
	FUND 625 TOTAL	135,932.49	1,188.83	452.90CR	136,668.42	136,011.45
JUVENILE PROBATION						
630-10000	JUVENILE BASIC	0.00	0.00	0.00	0.00	0.00
630-11500	MM INVESTMENT	0.00	0.00	0.00	0.00	0.00
	FUND 630 TOTAL	0.00	0.00	0.00	0.00	0.00
L.C. ATTY CHK COLL.						
640-10000	L.C. ATTY CHECK	12,044.30	30.74	163.37CR	11,911.67	11,984.28
640-11500	MM INVESTMENT	0.00	0.00	0.00	0.00	0.00
	FUND 640 TOTAL	12,044.30	30.74	163.37CR	11,911.67	11,984.28
CO ATTY JUD APPORTIONMENT						
650-10000	CO ATTY JUD APPO	8,591.82	9,166.67	456.78CR	17,301.71	16,407.58
650-11500	MM INVESTMENT	0.00	0.00	0.00	0.00	0.00
	FUND 650 TOTAL	8,591.82	9,166.67	456.78CR	17,301.71	16,407.58

		BEGINNING BALANCE	TOTAL DEBITS	TOTAL CREDITS	ENDING BALANCE	AVERAGE DAILY BALANCE
COVID RECOVERY - ARP						
675-10000	COVID RECOVERY -	0.00	0.00	0.00	0.00	0.00
675-11500	MM INVESTMENT	0.00	0.00	0.00	0.00	0.00
	FUND 675 TOTAL	0.00	0.00	0.00	0.00	0.00
LAVACA COUNTY CLERK DRAW						
680-10000	COUNTY CLERK DRA	4,888.65	475.00	436.60CR	4,927.05	4,946.67
680-11500	MM INVESTMENT	0.00	0.00	0.00	0.00	0.00
	FUND 680 TOTAL	4,888.65	475.00	436.60CR	4,927.05	4,946.67
LC HISTORICAL COMMISSION						
775-10000	L.C. HISTORICAL	97,671.83	250.08	293.89CR	97,628.02	97,509.84
775-11500	MM INVESTMENT	0.00	0.00	0.00	0.00	0.00
	FUND 775 TOTAL	97,671.83	250.08	293.89CR	97,628.02	97,509.84
FIXED ASSETS						
790-10000	CLAIM ON POOLED	0.00	0.00	0.00	0.00	0.00
	FUND 790 TOTAL	0.00	0.00	0.00	0.00	0.00
	REPORT TOTALS	36,798,519.08	6,907,302.34	2,268,240.77CR	41,437,580.65	37,348,621.48

*L.C. EMS Fund 121 Total and the Report Total include EMS's Assets and Accum. Depreciation