


THE MATTER OF COUNTY FINANCES
IN THE HANDS OF KAREN BLUDAU
TREASURER OF LAVACA COUNTY

IN ACCORDANCE with Section 114.026 Local Government Code, we, the undersigned, constituting, the entire Commissioners' Court of said County, certify that on the 13th day of August, 2018, at the regular term of court, we compared and examined the monthly report of Karen Bludau, Treasurer of Lavaca County, Texas, for July 31, 2018, and finding the same correct, entered an order in the minutes approving said report stating total cash and other assets on hand as \$13,695,221.77.


Said report filed for record this 13th day of August, 2018.


Tramer J. Woytek, County Judge


Edward Pustka, Commissioner, Pct#1


Absent
Ronald Berckenhoff, Commissioner, Pct#2


Richard W. Brown, Commissioner, Pct#3



Dennis W. Kocian, Commissioner, Pct#4

SWORN TO AND SUBSCRIBED BEFORE ME, by Tramer J. Woytek, County Judge, and County Commissioners of said Lavaca County, each respectively, on this the 13th day of August, 2018.


Attested: Elizabeth A. Kouba, County Clerk



2018



LAVACA COUNTY

REPORT OF THE COUNTY TREASURER FOR THE MONTH ENDING JULY 31, 2018

FILED FOR RECORD
At 1:48 O'Clock P M

AUG 09 2018

ELIZABETH A. KOUGA, CLERK
COUNTY COURT LAVACA CO., TEXAS
By Mary Jones Deputy

PROSPERITY BANK
LAVACA COUNTY

LAVACA COUNTY CLEARING ACCOUNTS

LAVACA COUNTY PAYROLL ----- \$ 229,316.07
LAVACA COUNTY ACCOUNTS PAYABLE ----- \$ 359,142.34
LAVACA COUNTY TEX NET ----- \$ -0-
(STATE COMPTROLLER OF PUBLIC ACCOUNTS)

LAVACA COUNTY OPERATING ACCOUNTS

LAVACA COUNTY ROAD & BRIDGE ----- \$ 62,136.84
LAVACA COUNTY GENERAL ----- \$ 146,499.60

LAVACA COUNTY SPECIAL FUNDS ACCOUNTS

LAVACA COUNTY LAW LIBRARY ----- \$ 10,106.98
LAVACA COUNTY ATTY CHECK COLLECTION ----- \$ 4,831.97
LAVACA COUNTY HISTORICAL COMMISSION ----- \$ 10,291.05
LAVACA COUNTY INTEREST & SINKING----- \$ 693.73
LAVACA COUNTY BORDER SECURITY ----- \$ -0-

LAVACA COUNTY EFT ACCOUNTS

AMBULANCE RESCUE SERVICE, EFT ACCT ----- \$ -0-
DISTRICT CLERK E-FILE ACCT ----- \$ -0-
DISTRICT CLERK EFT ACCT----- \$ -0-
COUNTY CLERK E-FILE ACCT----- \$ -0-
COUNTY CLERK EFT ACCT----- \$ 4.00
JUSTICE OF THE PEACE PCT #2 EFT ACCT ----- \$ -0-
JUSTICE OF THE PEACE PCT #3 EFT ACCT ----- \$ -0-
JUSTICE OF THE PEACE PCT #4 EFT ACCT ----- \$ -0-

LAVACA COUNTY CLERK DRAW DOWN ACCOUNT

LAVACA COUNTY CLERK DRAW DOWN ACCOUNT----- \$ 9,661.60

The above amounts were on deposit in Prosperity Bank on July 31, 2018. These amounts are true and correct to the best of my knowledge.


Karen Bludau, Lavaca County Treasurer

| | | BEGINNING | TOTAL | TOTAL | ENDING | AVERAGE |
|----------------------------------|------------------|---------------------|---------------------|-----------------------|---------------------|---------------------|
| | | BALANCE | DEBITS | CREDITS | BALANCE | DAILY |
| | | | | | | BALANCE |
| GENERAL FUND | | | | | | |
| 100-10000 | GENERAL FUND | 316,595.52 | 912,336.48 | 1,203,549.34CR | 25,382.66 | 180,621.73 |
| 100-11500 | MM INVESTMENT | 4,400,000.00 | 500,000.00 | 800,000.00CR | 4,100,000.00 | 4,283,870.97 |
| FUND 100 TOTAL | | 4,716,595.52 | 1,412,336.48 | 2,003,549.34CR | 4,125,382.66 | 4,464,492.70 |
| SHERIFF SEIZURE FUND | | | | | | |
| 116-10000 | SHERIFF SEIZURE | 917.47 | 1.53 | 0.00 | 919.00 | 918.01 |
| 116-11500 | MM INVESTMENT | 1,000.00 | 0.00 | 0.00 | 1,000.00 | 1,000.00 |
| FUND 116 TOTAL | | 1,917.47 | 1.53 | 0.00 | 1,919.00 | 1,918.01 |
| ABANDONED MOTOR VEHICLE | | | | | | |
| 117-10000 | ABANDONED MOTOR | 820.81 | 4,023.93 | 4,278.55CR | 566.19 | 1,149.62 |
| 117-11500 | MM INVESTMENT | 45,000.00 | 0.00 | 4,000.00CR | 41,000.00 | 43,451.61 |
| FUND 117 TOTAL | | 45,820.81 | 4,023.93 | 8,278.55CR | 41,566.19 | 44,601.23 |
| APPELLATE JUDICIAL SYSTEM | | | | | | |
| 118-10000 | APPELLATE JUDICI | 1,225.00 | 95.00 | 0.00 | 1,320.00 | 1,271.13 |
| 118-11500 | MM INVESTMENT | 0.00 | 0.00 | 0.00 | 0.00 | 0.00 |
| FUND 118 TOTAL | | 1,225.00 | 95.00 | 0.00 | 1,320.00 | 1,271.13 |
| UNCLAIMED FUNDS | | | | | | |
| 119-10000 | UNCLAIMED FUNDS | 1,422.21 | 14.26 | 0.00 | 1,436.47 | 1,434.17 |
| 119-11500 | MM INVESTMENT | 2,000.00 | 0.00 | 0.00 | 2,000.00 | 2,000.00 |
| FUND 119 TOTAL | | 3,422.21 | 14.26 | 0.00 | 3,436.47 | 3,434.17 |
| CA PRETRIAL INT 102.0121 | | | | | | |
| 120-10000 | CA PRETRIAL INT | 3,078.84 | 1,025.86 | 3,000.00CR | 1,104.70 | 3,393.06 |
| 120-11500 | MM INVESTMENT | 49,000.00 | 3,000.00 | 0.00 | 52,000.00 | 49,580.65 |
| FUND 120 TOTAL | | 52,078.84 | 4,025.86 | 3,000.00CR | 53,104.70 | 52,973.71 |
| AMBULANCE RESCUE SERVICE | | | | | | |
| 121-10000 | AMBULANCE RESCUE | 68,398.91 | 330,066.53 | 353,740.41CR | 44,725.03 | 87,727.41 |
| 121-11500 | MM INVESTMENT | 910,000.00 | 250,000.00 | 250,000.00CR | 910,000.00 | 910,000.00 |
| 121-11600 | INTEREST RECEIVA | 0.00 | 0.00 | 0.00 | 0.00 | 0.00 |

| | | BEGINNING BALANCE | TOTAL DEBITS | TOTAL CREDITS | ENDING BALANCE | AVERAGE DAILY BALANCE |
|-----------|---------------------------|----------------------|-----------------|------------------|-------------------|-----------------------------|
| 121-12161 | LAND | 22,609.00 | 0.00 | 0.00 | 22,609.00 | 22,609.00 |
| | FUND 121 TOTAL | 1,001,007.91 | 580,066.53 | 603,740.41CR | 977,334.03 | 1,020,336.41 |
| | TASK FORCE INDIGENT DEFEN | | | | | |
| 122-10000 | TASK FORCE INDIG | 10,535.81 | 21.48 | 5,800.00CR | 4,757.29 | 8,596.88 |
| 122-11500 | MM INVESTMENT | 33,000.00 | 4,000.00 | 0.00 | 37,000.00 | 33,774.19 |
| | FUND 122 TOTAL | 43,535.81 | 4,021.48 | 5,800.00CR | 41,757.29 | 42,371.07 |
| | JUSTICE COURT BUILDING SE | | | | | |
| 131-10000 | JUSTICE COURT BU | 1,445.93 | 20.55 | 1,000.00CR | 466.48 | 1,269.42 |
| 131-11500 | MM INVESTMENT | 3,000.00 | 1,000.00 | 0.00 | 4,000.00 | 3,193.55 |
| | FUND 131 TOTAL | 4,445.93 | 1,020.55 | 1,000.00CR | 4,466.48 | 4,462.97 |
| | JUSTICE COURT BUILDING SE | | | | | |
| 132-10000 | JUSTICE COURT BU | 188.55 | 5.61 | 100.00CR | 94.16 | 174.05 |
| 132-11500 | MM INVESTMENT | 900.00 | 100.00 | 0.00 | 1,000.00 | 919.35 |
| | FUND 132 TOTAL | 1,088.55 | 105.61 | 100.00CR | 1,094.16 | 1,093.40 |
| | JUSTICE COURT BUILDING SE | | | | | |
| 133-10000 | JUSTICE COURT BU | 561.62 | 12.55 | 500.00CR | 74.17 | 475.74 |
| 133-11500 | MM INVESTMENT | 500.00 | 500.00 | 0.00 | 1,000.00 | 596.77 |
| | FUND 133 TOTAL | 1,061.62 | 512.55 | 500.00CR | 1,074.17 | 1,072.51 |
| | JUSTICE COURT BUILDING SE | | | | | |
| 134-10000 | JUSTICE COURT BU | 1,501.09 | 37.15 | 1,400.00CR | 138.24 | 1,257.49 |
| 134-11500 | MM INVESTMENT | 7,600.00 | 1,400.00 | 0.00 | 9,000.00 | 7,870.97 |
| | FUND 134 TOTAL | 9,101.09 | 1,437.15 | 1,400.00CR | 9,138.24 | 9,128.46 |
| | CC DIGITIZE/PRESERVE \$10 | | | | | |
| 136-10000 | CC DIGITIZE/PRES | 2,599.43 | 75.20 | 1,619.64CR | 1,054.99 | 1,871.47 |
| 136-11500 | MM INVESTMENT | 8,000.00 | 1,000.00 | 0.00 | 9,000.00 | 8,193.55 |
| | FUND 136 TOTAL | 10,599.43 | 1,075.20 | 1,619.64CR | 10,054.99 | 10,065.02 |

| | | BEGINNING | TOTAL | TOTAL | ENDING | AVERAGE |
|---------------------------|------------------|-----------|----------|------------|-----------|-----------|
| | | BALANCE | DEBITS | CREDITS | BAIANCE | DAILY |
| | | | | | | BALANCE |
| DC DIGITIZE/PRESERVE \$10 | | | | | | |
| 137-10000 | DC DIGITIZE/PRES | 2,134.52 | 129.48 | 1,000.00CR | 1,264.00 | 1,999.82 |
| 137-11500 | MM INVESTMENT | 16,000.00 | 1,000.00 | 0.00 | 17,000.00 | 16,193.55 |
| FUND 137 TOTAL | | 18,134.52 | 1,129.48 | 1,000.00CR | 18,264.00 | 18,193.37 |
| DC TECHNOLOGY FUND | | | | | | |
| 138-10000 | CC TECHNOLOGY FU | 1,409.56 | 32.85 | 1,000.00CR | 442.41 | 490.18 |
| 138-11500 | MM INVESTMENT | 0.00 | 0.00 | 0.00 | 0.00 | 0.00 |
| FUND 138 TOTAL | | 1,409.56 | 32.85 | 1,000.00CR | 442.41 | 490.18 |
| DC TECHNOLOGY FUND | | | | | | |
| 139-10000 | DC TECHNOLOGY FU | 1,744.86 | 24.84 | 1,000.00CR | 769.70 | 1,567.34 |
| 139-11500 | MM INVESTMENT | 0.00 | 1,000.00 | 0.00 | 1,000.00 | 193.55 |
| FUND 139 TOTAL | | 1,744.86 | 1,024.84 | 1,000.00CR | 1,769.70 | 1,760.89 |
| DC ARCHIVE FUND | | | | | | |
| 140-10000 | DC ARCHIVE FUND | 2,395.73 | 117.44 | 1,000.00CR | 1,513.17 | 2,245.89 |
| 140-11500 | MM INVESTMENT | 11,000.00 | 1,000.00 | 0.00 | 12,000.00 | 11,193.55 |
| FUND 140 TOTAL | | 13,395.73 | 1,117.44 | 1,000.00CR | 13,513.17 | 13,439.44 |
| JP1 TECHNOLOGY | | | | | | |
| 141-10000 | JP 1 TECHNOLOGY | 2,578.24 | 75.22 | 1,000.00CR | 1,653.46 | 2,446.32 |
| 141-11500 | MM INVESTMENT | 0.00 | 1,000.00 | 0.00 | 1,000.00 | 193.55 |
| FUND 141 TOTAL | | 2,578.24 | 1,075.22 | 1,000.00CR | 2,653.46 | 2,639.87 |
| JP2 TECHNOLOGY | | | | | | |
| 142-10000 | JP 2 TECHNOLOGY | 708.16 | 21.36 | 0.00 | 729.52 | 726.15 |
| 142-11500 | MM INVESTMENT | 1,000.00 | 0.00 | 0.00 | 1,000.00 | 1,000.00 |
| FUND 142 TOTAL | | 1,708.16 | 21.36 | 0.00 | 1,729.52 | 1,726.15 |
| JP3 TECHNOLOGY | | | | | | |
| 143-10000 | JP 3 TECHNOLOGY | 1,592.00 | 49.52 | 1,000.00CR | 641.52 | 1,440.99 |
| 143-11500 | MM INVESTMENT | 0.00 | 1,000.00 | 0.00 | 1,000.00 | 193.55 |
| FUND 143 TOTAL | | 1,592.00 | 1,049.52 | 1,000.00CR | 1,641.52 | 1,634.54 |

| | | BEGINNING BALANCE | TOTAL DEBITS | TOTAL CREDITS | ENDING BALANCE | AVERAGE DAILY BALANCE |
|---------------------------|------------------|----------------------|-----------------|------------------|-------------------|-----------------------------|
| JP4 TECHNOLOGY | | | | | | |
| 144-10000 | JP 4 TECHNOLOGY | 2,089.75 | 139.02 | 1,000.00CR | 1,228.77 | 1,995.70 |
| 144-11500 | MM INVESTMENT | 13,000.00 | 1,000.00 | 0.00 | 14,000.00 | 13,193.55 |
| | FUND 144 TOTAL | 15,089.75 | 1,139.02 | 1,000.00CR | 15,228.77 | 15,189.25 |
| RECORDS MGMT-CO CLERK | | | | | | |
| 145-10000 | COUNTY CLERK REC | 16,194.08 | 94,266.66 | 105,875.52CR | 4,585.22 | 9,345.65 |
| 145-11500 | MM INVESTMENT | 170,000.00 | 105,000.00 | 89,000.00CR | 186,000.00 | 179,129.03 |
| | FUND 145 TOTAL | 186,194.08 | 199,266.66 | 194,875.52CR | 190,585.22 | 188,474.68 |
| DISTRICT CLERK RECORDS MA | | | | | | |
| 146-10000 | DISTRCT CLERK RE | 1,936.51 | 113.36 | 1,000.00CR | 1,049.87 | 1,803.20 |
| 146-11500 | MM INVESTMENT | 6,000.00 | 1,000.00 | 0.00 | 7,000.00 | 6,193.55 |
| | FUND 146 TOTAL | 7,936.51 | 1,113.36 | 1,000.00CR | 8,049.87 | 7,996.75 |
| JURY SERVICE FUND | | | | | | |
| 147-10000 | JURY SERVICE FUN | 2,097.35 | 329.51 | 877.42CR | 1,549.44 | 2,117.43 |
| 147-11500 | MM INVESTMENT | 7,000.00 | 0.00 | 0.00 | 7,000.00 | 7,000.00 |
| | FUND 147 TOTAL | 9,097.35 | 329.51 | 877.42CR | 8,549.44 | 9,117.43 |
| FAMILY PROTECTION ACCOUNT | | | | | | |
| 148-10000 | FAMILY PROTECTIO | 1,446.72 | 66.90 | 1,000.00CR | 513.62 | 1,305.29 |
| 148-11500 | MM INVESTMENT | 12,000.00 | 1,000.00 | 0.00 | 13,000.00 | 12,193.55 |
| | FUND 148 TOTAL | 13,446.72 | 1,066.90 | 1,000.00CR | 13,513.62 | 13,498.84 |
| CHILD ABUSE PREVENT FUND | | | | | | |
| 149-10000 | CHILD ABUSE PREV | 706.12 | 28.80 | 0.00 | 734.92 | 726.92 |
| 149-11500 | MM INVESTMENT | 0.00 | 0.00 | 0.00 | 0.00 | 0.00 |
| | FUND 149 TOTAL | 706.12 | 28.80 | 0.00 | 734.92 | 726.92 |
| RECORDS MANAGEMENT-COURTH | | | | | | |
| 155-10000 | COURTHOUSE RECOR | 5,263.34 | 337.97 | 2,000.00CR | 3,601.31 | 5,052.38 |
| 155-11500 | MM INVESTMENT | 15,000.00 | 2,000.00 | 0.00 | 17,000.00 | 15,387.10 |
| | FUND 155 TOTAL | 20,263.34 | 2,337.97 | 2,000.00CR | 20,601.31 | 20,439.48 |

| | | BEGINNING | TOTAL | TOTAL | ENDING | AVERAGE |
|----------------------------------|------------------|-------------------|-------------------|---------------------|-------------------|-------------------|
| | | BALANCE | DEBITS | CREDITS | BALANCE | DAILY |
| | | | | | | BALANCE |
| ELECTION SERVICES FUND | | | | | | |
| 156-10000 | ELECTION SERVICE | 3,854.97 | 5.95 | 1,000.00CR | 2,860.92 | 3,664.25 |
| 156-11500 | MM INVESTMENT | 5,000.00 | 1,000.00 | 0.00 | 6,000.00 | 5,193.55 |
| FUND 156 TOTAL | | 8,854.97 | 1,005.95 | 1,000.00CR | 8,860.92 | 8,857.80 |
| COURTHOUSE SECURITY | | | | | | |
| 165-10000 | COURTHOUSE SECUR | 3,139.65 | 30,914.71 | 31,000.00CR | 3,054.36 | 3,484.83 |
| 165-11500 | MM INVESTMENT | 95,000.00 | 31,000.00 | 30,000.00CR | 96,000.00 | 95,193.55 |
| FUND 165 TOTAL | | 98,139.65 | 61,914.71 | 61,000.00CR | 99,054.36 | 98,678.38 |
| RECORDS ARCHIVE | | | | | | |
| 166-10000 | CC RECORDS ARCHI | 19,149.32 | 45,188.75 | 60,840.21CR | 3,497.86 | 12,051.84 |
| 166-11500 | MM INVESTMENT | 164,000.00 | 60,000.00 | 40,000.00CR | 184,000.00 | 173,354.84 |
| FUND 166 TOTAL | | 183,149.32 | 105,188.75 | 100,840.21CR | 187,497.86 | 185,406.68 |
| LAW ENFORCE. TRAINING | | | | | | |
| 171-10000 | LAW ENFORCEMENT | 2,659.35 | 12.99 | 0.00 | 2,672.34 | 2,669.19 |
| 171-11500 | MM INVESTMENT | 20,000.00 | 0.00 | 0.00 | 20,000.00 | 20,000.00 |
| FUND 171 TOTAL | | 22,659.35 | 12.99 | 0.00 | 22,672.34 | 22,669.19 |
| EMERGENCY APPROPRIATION F | | | | | | |
| 172-10000 | EMERGENCY APPROP | 2,301.46 | 56,066.24 | 57,000.00CR | 1,367.70 | 5,460.93 |
| 172-11500 | MM INVESTMENT | 125,000.00 | 57,000.00 | 56,000.00CR | 126,000.00 | 121,903.23 |
| FUND 172 TOTAL | | 127,301.46 | 113,066.24 | 113,000.00CR | 127,367.70 | 127,364.16 |
| WORKER'S COMPENSATION INS | | | | | | |
| 174-10000 | WORKERS COMPENSA | 1,154.80 | 26.20 | 0.00 | 1,181.00 | 1,178.95 |
| 174-11500 | MM INVESTMENT | 48,000.00 | 0.00 | 0.00 | 48,000.00 | 48,000.00 |
| FUND 174 TOTAL | | 49,154.80 | 26.20 | 0.00 | 49,181.00 | 49,178.95 |
| AMBULANCE SERVICE GRANT F | | | | | | |
| 176-10000 | AMBULANCE SERVIC | 81,889.69 | 19,335.08 | 100,000.00CR | 1,224.77 | 22,245.45 |
| 176-11500 | MM INVESTMENT | 441,000.00 | 100,000.00 | 18,000.00CR | 523,000.00 | 501,838.71 |
| FUND 176 TOTAL | | 522,889.69 | 119,335.08 | 118,000.00CR | 524,224.77 | 524,084.16 |

| | | BEGINNING BALANCE | TOTAL DEBITS | TOTAL CREDITS | ENDING BALANCE | AVERAGE DAILY BALANCE |
|--------------------------------|-------------------|----------------------|-------------------|---------------------|-------------------|-----------------------------|
| UNEMPLOYMENT FUND | | | | | | |
| 196-10000 | UNEMPLOYMENT FUND | 2,528.81 | 8.70 | 0.00 | 2,537.51 | 2,534.63 |
| 196-11500 | MM INVESTMENT | 12,000.00 | 0.00 | 0.00 | 12,000.00 | 12,000.00 |
| FUND 196 TOTAL | | 14,528.81 | 8.70 | 0.00 | 14,537.51 | 14,534.63 |
| CAPITAL IMPROVEMENT | | | | | | |
| 197-10000 | CAPITAL IMPROVEM | 19,063.36 | 200,305.04 | 217,966.23CR | 1,402.17 | 14,801.54 |
| 197-11500 | MM INVESTMENT | 605,000.00 | 216,000.00 | 200,000.00CR | 621,000.00 | 608,096.77 |
| FUND 197 TOTAL | | 624,063.36 | 416,305.04 | 417,966.23CR | 622,402.17 | 622,898.31 |
| TOBACCO SETTLEMENT FUND | | | | | | |
| 198-10000 | TOBACCO SETTLEME | 4,276.23 | 9.62 | 0.00 | 4,285.85 | 4,281.15 |
| 198-11500 | MM INVESTMENT | 10,000.00 | 0.00 | 0.00 | 10,000.00 | 10,000.00 |
| FUND 198 TOTAL | | 14,276.23 | 9.62 | 0.00 | 14,285.85 | 14,281.15 |
| SPECIAL RESERVE FUND | | | | | | |
| 199-10000 | SPECIAL RESERVE | 79,813.15 | 138,226.74 | 217,000.00CR | 1,039.89 | 30,741.19 |
| 199-11500 | MM INVESTMENT | 427,000.00 | 217,000.00 | 138,000.00CR | 506,000.00 | 476,290.32 |
| FUND 199 TOTAL | | 506,813.15 | 355,226.74 | 355,000.00CR | 507,039.89 | 507,031.51 |
| ROAD & BRIDGE PCT1 | | | | | | |
| 201-10000 | ROAD & BRIDGE PC | 214,306.30 | 127,668.11 | 240,738.49CR | 101,235.92 | 138,182.40 |
| 201-11500 | MM INVESTMENT | 555,000.00 | 200,000.00 | 120,000.00CR | 635,000.00 | 621,451.61 |
| FUND 201 TOTAL | | 769,306.30 | 327,668.11 | 360,738.49CR | 736,235.92 | 759,634.01 |
| ROAD & BRIDGE PCT2 | | | | | | |
| 202-10000 | ROAD & BRIDGE PC | 22,030.43 | 127,668.11 | 158,145.11CR | 8,446.57CR | 6,949.89 |
| 202-11500 | MM INVESTMENT | 555,000.00 | 100,000.00 | 120,000.00CR | 535,000.00 | 547,258.06 |
| FUND 202 TOTAL | | 577,030.43 | 227,668.11 | 278,145.11CR | 526,553.43 | 554,207.95 |
| ROAD & BRIDGE PCT3 | | | | | | |
| 203-10000 | ROAD & BRIDGE PC | 131,416.45CR | 127,183.75 | 34,208.84CR | 38,441.54CR | 57,094.45CR |
| 203-11500 | MM INVESTMENT | 555,000.00 | 0.00 | 120,000.00CR | 435,000.00 | 473,064.52 |
| FUND 203 TOTAL | | 423,583.55 | 127,183.75 | 154,208.84CR | 396,558.46 | 415,970.07 |

| | | BEGINNING BALANCE | TOTAL DEBITS | TOTAL CREDITS | ENDING BALANCE | AVERAGE DAILY BALANCE |
|---|-----------------------|----------------------|-------------------|---------------------|-------------------|-----------------------------|
| ROAD & BRIDGE PCT4 | | | | | | |
| 204-10000 | ROAD & BRIDGE PC | 18,559.46CR | 126,860.83 | 134,124.14CR | 25,822.77CR | 18,925.41CR |
| 204-11500 | MM INVESTMENT | 555,000.00 | 100,000.00 | 120,000.00CR | 535,000.00 | 547,258.06 |
| | FUND 204 TOTAL | 536,440.54 | 226,860.83 | 254,124.14CR | 509,177.23 | 528,332.65 |
| RIGHT-OF-WAY FUND | | | | | | |
| 250-10000 | RIGHT OF WAY FUN | 6,140.31 | 22,041.44 | 20,928.92CR | 7,252.83 | 7,209.34 |
| 250-11500 | MM INVESTMENT | 67,000.00 | 20,000.00 | 22,000.00CR | 65,000.00 | 65,516.13 |
| | FUND 250 TOTAL | 73,140.31 | 42,041.44 | 42,928.92CR | 72,252.83 | 72,725.47 |
| R&B PCT2 PROP & BUILDING | | | | | | |
| 262-10000 | PCT 2 PROPERTY & | 1,777.09 | 29,020.58 | 30,000.00CR | 797.67 | 1,054.27 |
| 262-11500 | MM INVESTMENT | 39,000.00 | 30,000.00 | 29,000.00CR | 40,000.00 | 39,741.94 |
| | FUND 262 TOTAL | 40,777.09 | 59,020.58 | 59,000.00CR | 40,797.67 | 40,796.21 |
| R&B PCT4 PROP & BUILDING | | | | | | |
| 264-10000 | PCT 4 PROPERTY & | 1,945.98 | 29,020.77 | 30,000.00CR | 966.75 | 1,223.16 |
| 264-11500 | MM INVESTMENT | 39,000.00 | 30,000.00 | 29,000.00CR | 40,000.00 | 39,741.94 |
| | FUND 264 TOTAL | 40,945.98 | 59,020.77 | 59,000.00CR | 40,966.75 | 40,965.10 |
| R&B EQUIPMENT #1 | | | | | | |
| 271-10000 | R&B EQUIPMENT PC | 86,465.15 | 2,000.00 | 50,000.00CR | 38,465.15 | 50,852.25 |
| 271-11500 | MM INVESTMENT | 28,000.00 | 50,000.00 | 2,000.00CR | 76,000.00 | 63,612.90 |
| | FUND 271 TOTAL | 114,465.15 | 52,000.00 | 52,000.00CR | 114,465.15 | 114,465.15 |
| R&B EQUIPMENT #2 | | | | | | |
| 272-10000 | R&B EQUIPMENT PC | 11,998.97 | 2,000.00 | 20,000.00CR | 6,001.03CR | 1,355.87CR |
| 272-11500 | MM INVESTMENT | 28,000.00 | 20,000.00 | 2,000.00CR | 46,000.00 | 41,354.84 |
| | FUND 272 TOTAL | 39,998.97 | 22,000.00 | 22,000.00CR | 39,998.97 | 39,998.97 |
| R&B EQUIPMENT #3 | | | | | | |
| 273-10000 | R&B EQUIPMENT PC | 9,200.88CR | 2,000.00 | 0.00 | 7,200.88CR | 7,717.01CR |
| 273-11500 | MM INVESTMENT | 28,000.00 | 0.00 | 2,000.00CR | 26,000.00 | 26,516.13 |
| | FUND 273 TOTAL | 18,799.12 | 2,000.00 | 2,000.00CR | 18,799.12 | 18,799.12 |

| | | BEGINNING BALANCE | TOTAL DEBITS | TOTAL CREDITS | ENDING BALANCE | AVERAGE DAILY BALANCE |
|-----------------------------|------------------|----------------------|-------------------|---------------------|---------------------|-----------------------------|
| R&B EQUIPMENT #4 | | | | | | |
| 274-10000 | R&B EQUIPMENT PC | 12,303.21CR | 2,000.00 | 10,870.72CR | 21,173.93CR | 20,988.72CR |
| 274-11500 | MM INVESTMENT | 28,000.00 | 0.00 | 2,000.00CR | 26,000.00 | 26,516.13 |
| FUND 274 TOTAL | | 15,696.79 | 2,000.00 | 12,870.72CR | 4,826.07 | 5,527.41 |
| FMR PCT #1 | | | | | | |
| 301-10000 | FMR PCT 1 | 339,936.90 | 162,308.28 | 330,173.64CR | 172,071.54 | 218,857.35 |
| 301-11500 | MM INVESTMENT | 800,000.00 | 300,000.00 | 160,000.00CR | 940,000.00 | 910,967.74 |
| FUND 301 TOTAL | | 1,139,936.90 | 462,308.28 | 490,173.64CR | 1,112,071.54 | 1,129,825.09 |
| FMR PCT #2 | | | | | | |
| 302-10000 | FMR PCT 2 | 89,964.32 | 162,308.28 | 181,872.19CR | 70,400.41 | 76,155.17 |
| 302-11500 | MM INVESTMENT | 800,000.00 | 100,000.00 | 160,000.00CR | 740,000.00 | 762,580.65 |
| FUND 302 TOTAL | | 889,964.32 | 262,308.28 | 341,872.19CR | 810,400.41 | 838,735.82 |
| FMR PCT #3 | | | | | | |
| 303-10000 | FMR PCT 3 | 307,059.86CR | 162,330.70 | 68,442.41CR | 213,171.57CR | 251,613.90CR |
| 303-11500 | MM INVESTMENT | 800,000.00 | 0.00 | 160,000.00CR | 640,000.00 | 688,387.10 |
| FUND 303 TOTAL | | 492,940.14 | 162,330.70 | 228,442.41CR | 426,828.43 | 436,773.20 |
| FMR PCT #4 | | | | | | |
| 304-10000 | FMR PCT 4 | 1,891.14CR | 161,512.32 | 166,516.18CR | 6,895.00CR | 29,683.34 |
| 304-11500 | MM INVESTMENT | 800,000.00 | 100,000.00 | 160,000.00CR | 740,000.00 | 762,580.65 |
| FUND 304 TOTAL | | 798,108.86 | 261,512.32 | 326,516.18CR | 733,105.00 | 792,263.99 |
| LATERAL ROAD PCT #1 | | | | | | |
| 401-10000 | LATERAL ROAD PCT | 5,842.03 | 0.00 | 7,044.21CR | 1,202.18CR | 5,614.80 |
| 401-11500 | MM INVESTMENT | 25,000.00 | 0.00 | 0.00 | 25,000.00 | 25,000.00 |
| FUND 401 TOTAL | | 30,842.03 | 0.00 | 7,044.21CR | 23,797.82 | 30,614.80 |
| LATERAL ROAD PCT #2 | | | | | | |
| 402-10000 | LATERAL ROAD PCT | 11,088.98CR | 0.00 | 0.00 | 11,088.98CR | 11,088.98CR |
| 402-11500 | MM INVESTMENT | 25,000.00 | 0.00 | 0.00 | 25,000.00 | 25,000.00 |
| FUND 402 TOTAL | | 13,911.02 | 0.00 | 0.00 | 13,911.02 | 13,911.02 |

| | | BEGINNING BALANCE | TOTAL DEBITS | TOTAL CREDITS | ENDING BALANCE | AVERAGE DAILY BALANCE |
|---------------------------|------------------|----------------------|-----------------|------------------|-------------------|-----------------------------|
| LATERAL ROAD PCT #3 | | | | | | |
| 403-10000 | LATERAL ROAD PCT | 26,740.03 | 0.00 | 0.00 | 26,740.03 | 26,740.03 |
| 403-11500 | MM INVESTMENT | 25,000.00 | 0.00 | 0.00 | 25,000.00 | 25,000.00 |
| | FUND 403 TOTAL | 51,740.03 | 0.00 | 0.00 | 51,740.03 | 51,740.03 |
| LATERAL ROAD PCT #4 | | | | | | |
| 404-10000 | LATERAL ROAD PCT | 16,349.01CR | 0.00 | 0.00 | 16,349.01CR | 16,349.01CR |
| 404-11500 | MM INVESTMENT | 25,000.00 | 0.00 | 0.00 | 25,000.00 | 25,000.00 |
| | FUND 404 TOTAL | 8,650.99 | 0.00 | 0.00 | 8,650.99 | 8,650.99 |
| SERIES 2012 JAIL I & S | | | | | | |
| 611-10000 | SERIES 2012 JAIL | 80,249.65 | 153,195.33 | 232,751.25CR | 693.73 | 83,306.11 |
| 611-11500 | MM INVESTMENT | 250,000.00 | 0.00 | 152,000.00CR | 98,000.00 | 240,193.55 |
| | FUND 611 TOTAL | 330,249.65 | 153,195.33 | 384,751.25CR | 98,693.73 | 323,499.66 |
| L.C. LAW LIBRARY | | | | | | |
| 625-10000 | L.C. LAW LIBRARY | 18,609.87 | 31,708.16 | 40,211.05CR | 10,106.98 | 17,671.86 |
| 625-11500 | MM INVESTMENT | 71,000.00 | 40,000.00 | 31,000.00CR | 80,000.00 | 72,193.55 |
| | FUND 625 TOTAL | 89,609.87 | 71,708.16 | 71,211.05CR | 90,106.98 | 89,865.41 |
| L.C. SENIOR CITIZENS | | | | | | |
| 630-10000 | L.C. SENIOR CITI | 0.00 | 0.00 | 0.00 | 0.00 | 0.00 |
| 630-11500 | MM INVESTMENT | 0.00 | 0.00 | 0.00 | 0.00 | 0.00 |
| | FUND 630 TOTAL | 0.00 | 0.00 | 0.00 | 0.00 | 0.00 |
| L.C. ATTY CHK COLL. | | | | | | |
| 640-10000 | L.C. ATTY CHECK | 13,874.26 | 1,065.38 | 10,107.67CR | 4,831.97 | 12,666.68 |
| 640-11500 | MM INVESTMENT | 4,000.00 | 10,000.00 | 1,000.00CR | 13,000.00 | 5,193.55 |
| | FUND 640 TOTAL | 17,874.26 | 11,065.38 | 11,107.67CR | 17,831.97 | 17,860.23 |
| CO ATTY JUD APPORTIONMENT | | | | | | |
| 650-10000 | CO ATTY JUD APPO | 19,863.99 | 20.86 | 825.93CR | 19,058.92 | 19,558.72 |
| 650-11500 | MM INVESTMENT | 0.00 | 0.00 | 0.00 | 0.00 | 0.00 |
| | FUND 650 TOTAL | 19,863.99 | 20.86 | 825.93CR | 19,058.92 | 19,558.72 |

| | BEGINNING BALANCE | TOTAL DEBITS | TOTAL CREDITS | ENDING BALANCE | AVERAGE DAILY BALANCE |
|----------------------------|----------------------|-----------------|------------------|-------------------|-----------------------------|
| SAVACA COUNTY CLERK DRAW | | | | | |
| 680-10000 COUNTY CLERK DRA | 8,622.10 | 2,320.00 | 1,280.50CR | 9,661.60 | 9,109.15 |
| 680-11500 MM INVESTMENT | 0.00 | 0.00 | 0.00 | 0.00 | 0.00 |
| FUND 680 TOTAL | 8,622.10 | 2,320.00 | 1,280.50CR | 9,661.60 | 9,109.15 |
| LOCAL BORDER SERV GRAN | | | | | |
| 750-10000 LOCAL BORDER SER | 0.00 | 0.00 | 0.00 | 0.00 | 0.00 |
| 750-11500 MM INVESTMENT | 0.00 | 0.00 | 0.00 | 0.00 | 0.00 |
| FUND 750 TOTAL | 0.00 | 0.00 | 0.00 | 0.00 | 0.00 |
| L.C. HISTORICAL COMMISSION | | | | | |
| 775-10000 L.C. HISTORICAL | 15,265.25 | 20,025.80 | 25,000.00CR | 10,291.05 | 14,316.79 |
| 775-11500 MM INVESTMENT | 40,000.00 | 25,000.00 | 20,000.00CR | 45,000.00 | 40,967.74 |
| FUND 775 TOTAL | 55,265.25 | 45,025.80 | 45,000.00CR | 55,291.05 | 55,284.53 |
| REPORT TOTALS | 14,954,791.56 | 5,970,827.78 | 7,207,788.57CR | 13,717,830.77 | 14,536,648.25 |

*L.C. Ambulance Rescue Service Fund 121 Total and the Report Total include Ambulance's Assets and Accum. Depreciation